


Process for Amending Fishery Management Plans

**Fisheries GIT Meeting
June 8, 2011**

**Presented by
Nancy Butowski**





Why discuss amendment process??

- New structure within CBP
 - No longer an FMP workgroup
 - Replaced with Fisheries GIT
- New Baywide Fisheries Issues
 - Oyster metrics
 - EBFM considerations
 - Blue crab BRPs



Step1. Form a Plan

Development Team (PDT)

- Representatives from CB jurisdictions
- Species biologists, others.....

PDT

- Designates working staff



Working Staff utilizes:

- Life history information
- Biological data & monitoring results
- Stock assessment results
- Habitat information
- EBFM considerations



Working Staff prepares:

- Biological Background


Step 2a. PDT

Utilizes:

- Biological Background

Develops biological/ecological:

- Goals & Objectives
- Strategies & Management Options



Step 2b: Fishery Advisory Groups/Fishery Stakeholders

- Provide input
- Determine goals for their fisheries



Step 2c: Working Group develops draft amendment





Step 3. Fisheries Full GIT Review


- PDT sends initial draft to Full GIT
- GIT provides comments
- PDT incorporates comments
- PDT prepares new draft amendment



Step 4. Public review


- Draft amendment made available to:
 - General public via media release, web, newspaper, libraries, etc.
 - Stakeholders
 - Advisory Groups
 - Other GITs
- 30-day open comment period





Step 5. PDT/Working Group

- Incorporates appropriate comments & makes changes
- Prepares final draft amendment
- Sends amendment to full GIT for review



Step 6. GIT Executive Committee

- GIT Ex Com approves amendment
- Sends amendment to CBP


(EC usually meets in May, must have final draft by February)



Step 7. CBP Process

- GIT presents amendment to MB
- MB forwards to PSC
- PSC endorses the amendment
- EC signs adoption statement





Questions??
Comments??
Suggestions??

