

Crop Yields Update

12/8/23

Recap

1) Crop data

- We are getting the best yield data available
 - Ex.: NASS Corn for grain, Soybeans for beans, etc.
- New data sets were found from previous discussions
 - Initial QA/QC process
- Governs the application of nutrients across the watershed

Existing Agriculture CAST aggregation:



Crop yield data

~100 different crops

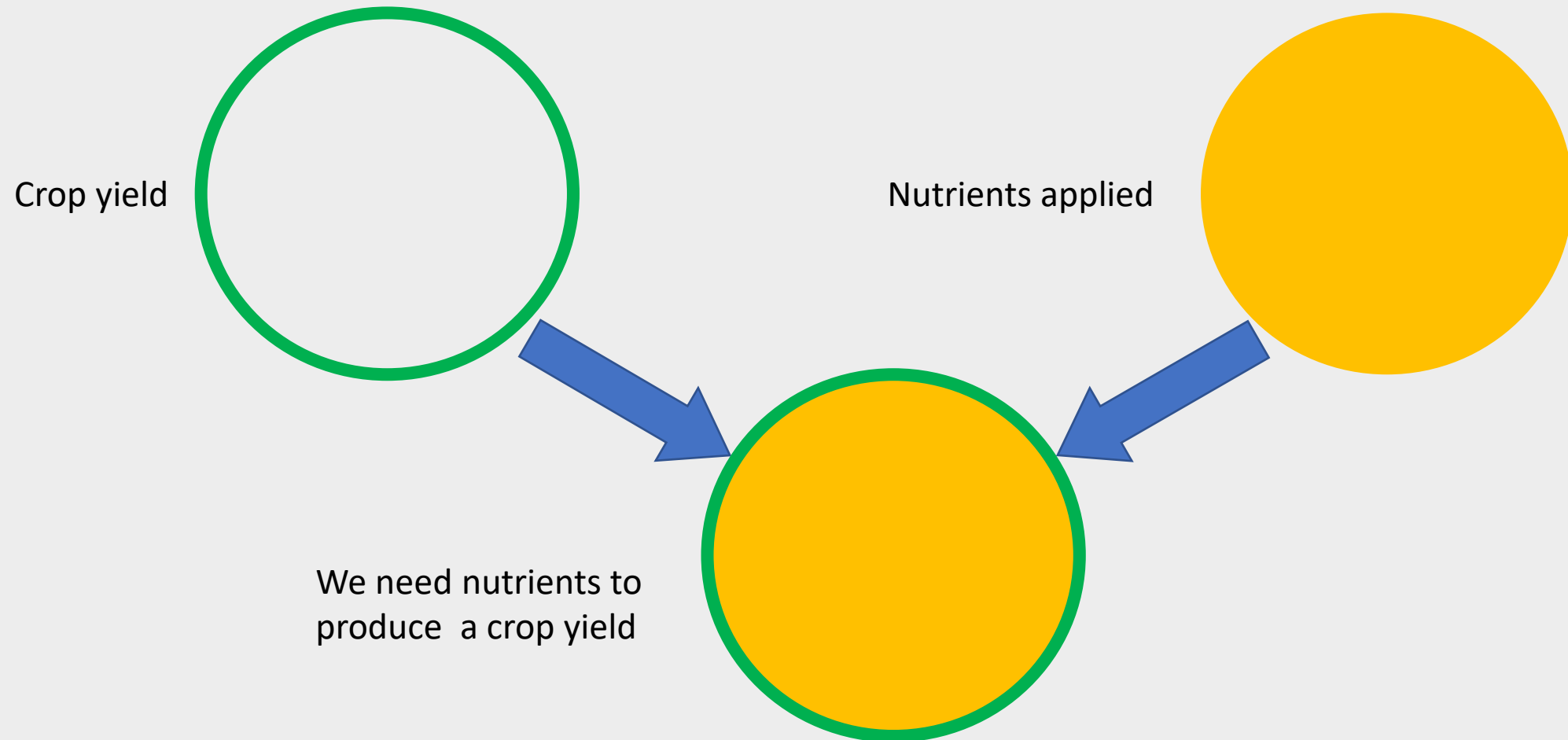
Long term yield trends attract nutrient applications

Feedback on relationships is being collected

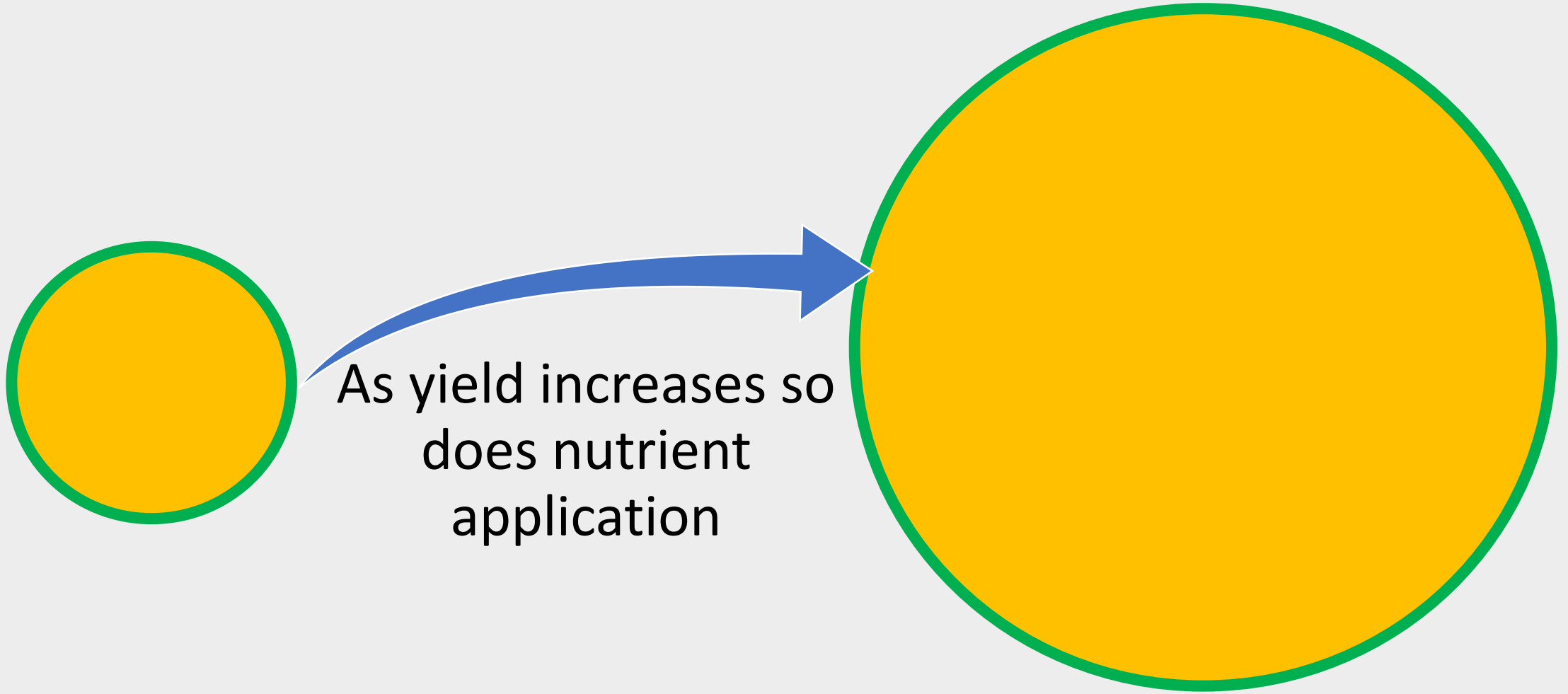
This will be incorporated into long term trends

Why crop yields matter

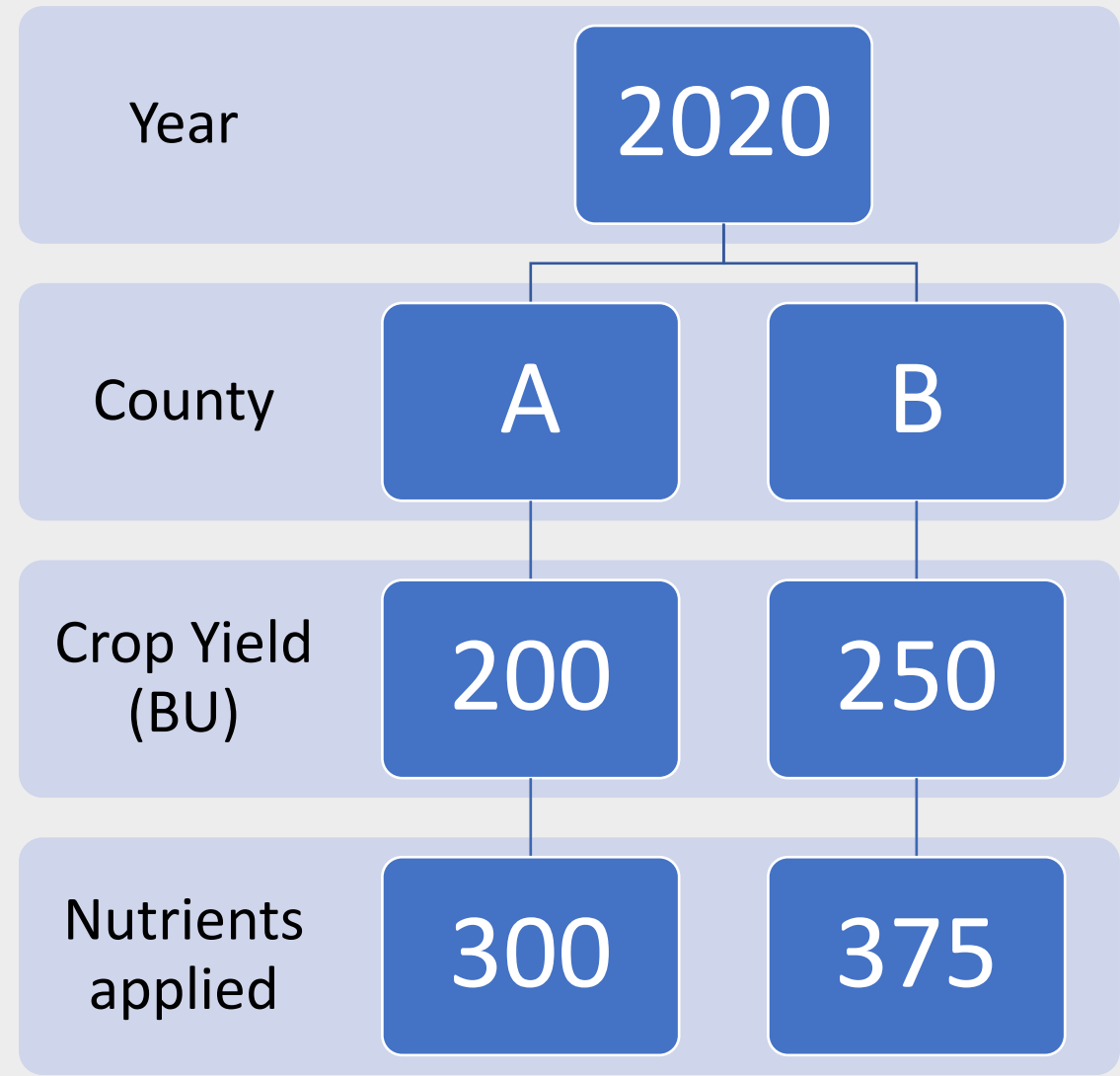
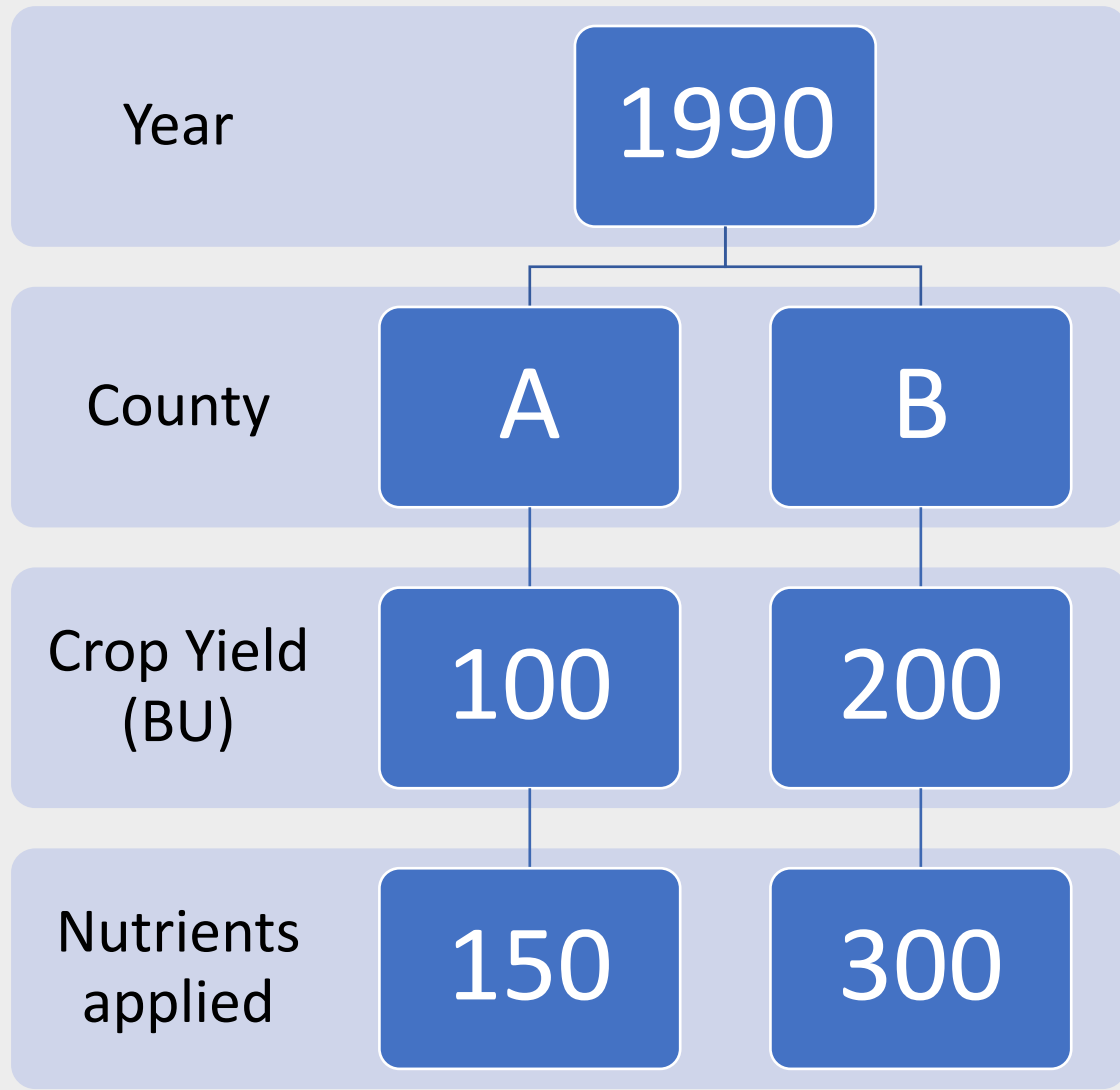
- Yields and nutrient applications are tied together



Think like a balloon



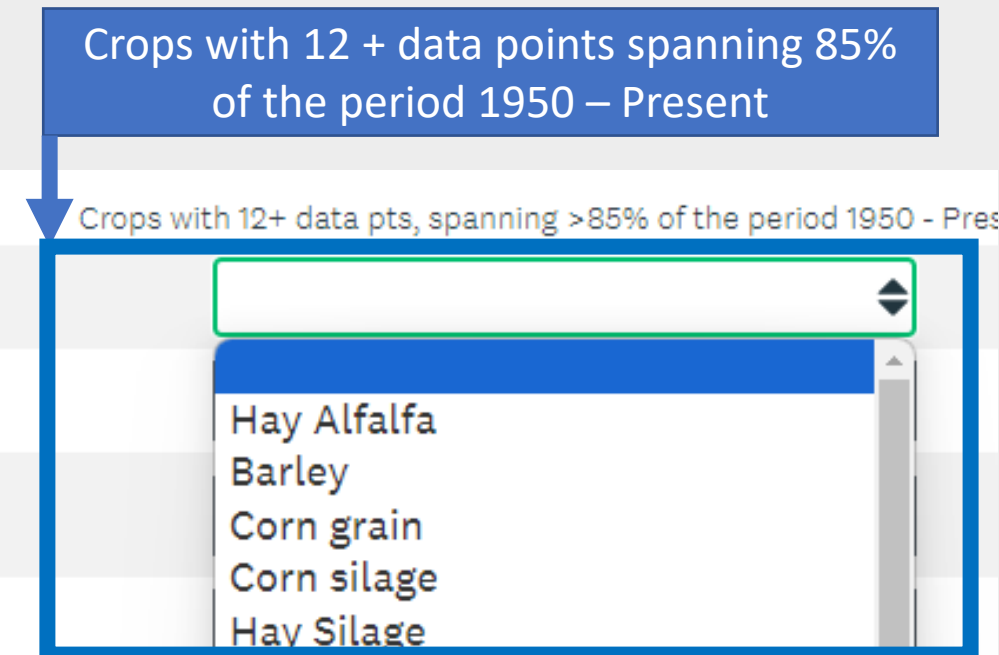
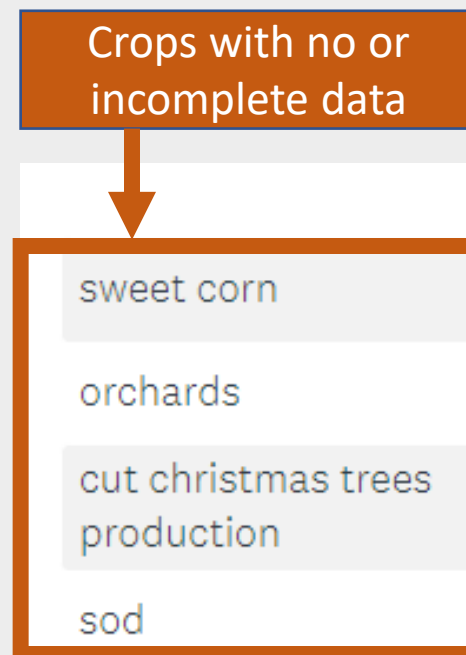
Example of Nutrient applications



Action Items:

- Data call
 - Any additional information on crop yields
- Relating crops
 - [Voting member survey](#) (~5 minutes)
 - Select the crop with data that you feel shares yield trends with the crop lacking yield data

Ag Modeling Team Voting members	
Affiliation	Primary
Chair	Zach Easton, VT
Delaware	Chris Brosch (DDA)
Maryland	Alisha Mulkey (MDA)
New York	Cassie Davis (NYS DEC)
Pennsylvania	Scott Heidel (PA DEP)
Virginia	Tim Larson (VA DCR)
West Virginia	Dave Montali (Tetrattech)
U.S. Environmental Protection Agency	Jeff Sweeney (EPA)
At Large	Ken Staver, UMD
At Large	Tamie Veith, USDA-ARS
At Large	Candiss Williams, USDA-NRCS
At Large	Alex Soroka, USGS



Survey walkthrough:

2. There are two groups of crops in this survey. The first is the initial list shown; this group consists of the crops used in CAST which have incomplete or no yield data.

The second group of crops is list in a dropdown menu. This second group of crops has yield data available for 12+ data pts, spanning >85% of the period from 1950-Present.

Please match each crop with incomplete data to the crop from the dropdown menu which you feel shares similar yield trends over time.

Crops with 12+ data pts, spanning >85% of the period 1950 - Present

alfalfa seed	<input type="text"/>
aquatic plants	<input type="text"/>
asparagus	<input type="text"/>
bedding/garden plants	<input type="text"/>
beets	<input type="text"/>
berries - all	<input type="text"/>
birdsfoot trefoil seed	<input type="text"/>
broccoli	<input type="text"/>
brussels sprouts	<input type="text"/>
bulbs; corms; rhizomes; and tubers - dry	<input type="text"/>
canola	<input type="text"/>
cantaloupe	<input type="text"/>
carrots	<input type="text"/>
cauliflower	<input type="text"/>
celery	<input type="text"/>

Survey walkthrough:

Crops with little or no
yield data available

2. There are two groups of crops in this survey. The first is the initial list shown; this group consists of the crops used in CAST which have incomplete or no yield data.

The second group of crops is list in a dropdown menu. This second group of crops has yield data available for 12+ data pts, spanning >85% of the period from 1950-Present.

Please match each crop with incomplete data to the crop from the dropdown menu which you feel shares similar yield trends over time.

	Crops with 12+ data pts, spanning >85% of the period 1950 - Present
alfalfa seed	<input type="text"/>
aquatic plants	<input type="text"/>
asparagus	<input type="text"/>
bedding/garden plants	<input type="text"/>
beets	<input type="text"/>
berries - all	<input type="text"/>
birdsfoot trefoil seed	<input type="text"/>
broccoli	<input type="text"/>
brussels sprouts	<input type="text"/>
bulbs; corms; rhizomes; and tubers - dry	<input type="text"/>
canola	<input type="text"/>
cantaloupe	<input type="text"/>
carrots	<input type="text"/>
cauliflower	<input type="text"/>
celery	<input type="text"/>

Survey walkthrough:

Crops with little or no
yield data available

2. There are two groups of crops in this survey. The first is the initial list shown; this group consists of the crops used in CAST which have incomplete or no yield data.

The second group of crops is list in a dropdown menu. This second group of crops has yield data available for 12+ data pts, spanning >85% of the period from 1950-Present.

Please match each crop with incomplete data to the crop from the dropdown menu which you feel shares similar yield trends over time.

Crops with little or no yield data available	Crops with 12+ data pts, spanning >85% of the period 1950 - Present
alfalfa seed	<input type="text"/>
aquatic plants	<input type="text"/>
asparagus	<input type="text"/>
bedding/garden plants	<input type="text"/>
beets	<input type="text"/>
berries - all	<input type="text"/>
birdsfoot trefoil seed	<input type="text"/>
broccoli	<input type="text"/>
brussels sprouts	<input type="text"/>
bulbs; corms; rhizomes; and tubers - dry	<input type="text"/>
canola	<input type="text"/>
cantaloupe	<input type="text"/>
carrots	<input type="text"/>
cauliflower	<input type="text"/>
celery	<input type="text"/>

Click on the
dropdown

Survey walkthrough:

Crops with little or no
yield data available

2. There are two groups of crops in this survey. The first is the initial list shown; this group consists of the crops used in CAST which have incomplete or no yield data.

The second group of crops is list in a dropdown menu. This second group of crops has yield data available for 12+ data pts, spanning >85% of the period from 1950-Present.

Please match each crop with incomplete data to the crop from the dropdown menu which you feel shares similar yield trends over time.

alfalfa seed
aquatic plants
asparagus
bedding/garden
plants
beets
berries - all
birdsfoot trefoil seed
broccoli
brussels sprouts
bulbs; corms;
rhizomes; and tubers
- dry
canola
cantaloupe
carrots
cauliflower
celery

Crops with 12+ data pts, spanning >85% of the period 1950-Present

alfalfa hay
barley for grain
buckwheat
corn for grain
corn for silage or greenchop
cotton
dry beans
haylage or greenchop from alfalfa or alfalfa mixtures
oats for grain
other haylage; grass silage and greenchop
other managed hay
peanuts for nuts
popcorn
potatoes
rye for grain
small grain hay
sorghum for grain
sorghum for silage or greenchop
soybeans for beans

Crops with data, 12 + points
spanning >85% of the period
from 1980 to present

Survey walkthrough:

Crops with little or no yield data available

2. There are two groups of crops in this survey. The first is the initial list shown; this group consists of the crops used in CAST which have incomplete or no yield data.

The second group of crops is list in a dropdown menu. This second group of crops has yield data available for 12+ data pts, spanning >85% of the period from 1950-Present.

Please match each crop with incomplete data to the crop from the dropdown menu which you feel shares similar yield trends over time.

alfalfa seed

aquatic plants

asparagus

bedding/garden plants

beets

berries - all

birdsfoot trefoil seed

broccoli

brussels sprouts

bulbs; corms; rhizomes; and tubers - dry

canola

cantaloupe

carrots

cauliflower

celery

Crops with 12+ data pts, spanning >85% of the period 1950-Present

alfalfa hay
barley for grain
buckwheat
corn for grain
corn for silage or greenchop
cotton
dry beans
haylage or greenchop from alfalfa or alfalfa mixtures
oats for grain
other haylage; grass silage and greenchop
other managed hay
peanuts for nuts
popcorn
potatoes
rye for grain
small grain hay
sorghum for grain
sorghum for silage or greenchop
soybeans for beans

Crops with data, 12 + points spanning >85% of the period from 1980 to present

- Select a single crop from the column on the right for each column on the left.
- Matching should be on crops whose yields are similar.
 - Ex. Alfalfa seed yields is similar to alfalfa hay yield.

Questions?