



# **EPA Interim Progress Assessments**

**Jim Edward**  
**Deputy Director, CBPO**

# **Background**

**EPA assessments of jurisdictions' and federal agencies' progress toward commitments based on:**

- **Programmatic milestone updates**
- **Results of jurisdictions' 2012 progress run**
- **Oversight discussions with Bay jurisdictions**
- **EPA's knowledge of programmatic issues, efforts and needs**

**Highlight 2012 achievements, expectations to meet the 2013 milestones, and suggested considerations for 2014-2015 milestone commitments to meet the 2017 interim goals.**



# **Overall Assessment Findings**

- **No change to oversight levels**
- **2012 progress run indicates most jurisdictions have met or are on track to meet their N, P and TSS 2013 milestone targets**
- **Assessments note where 2014-2015 milestones would need more aggressive pollutant reduction targets**
- **Suggest targeted programmatic strategies to support increased implementation of priority practices**

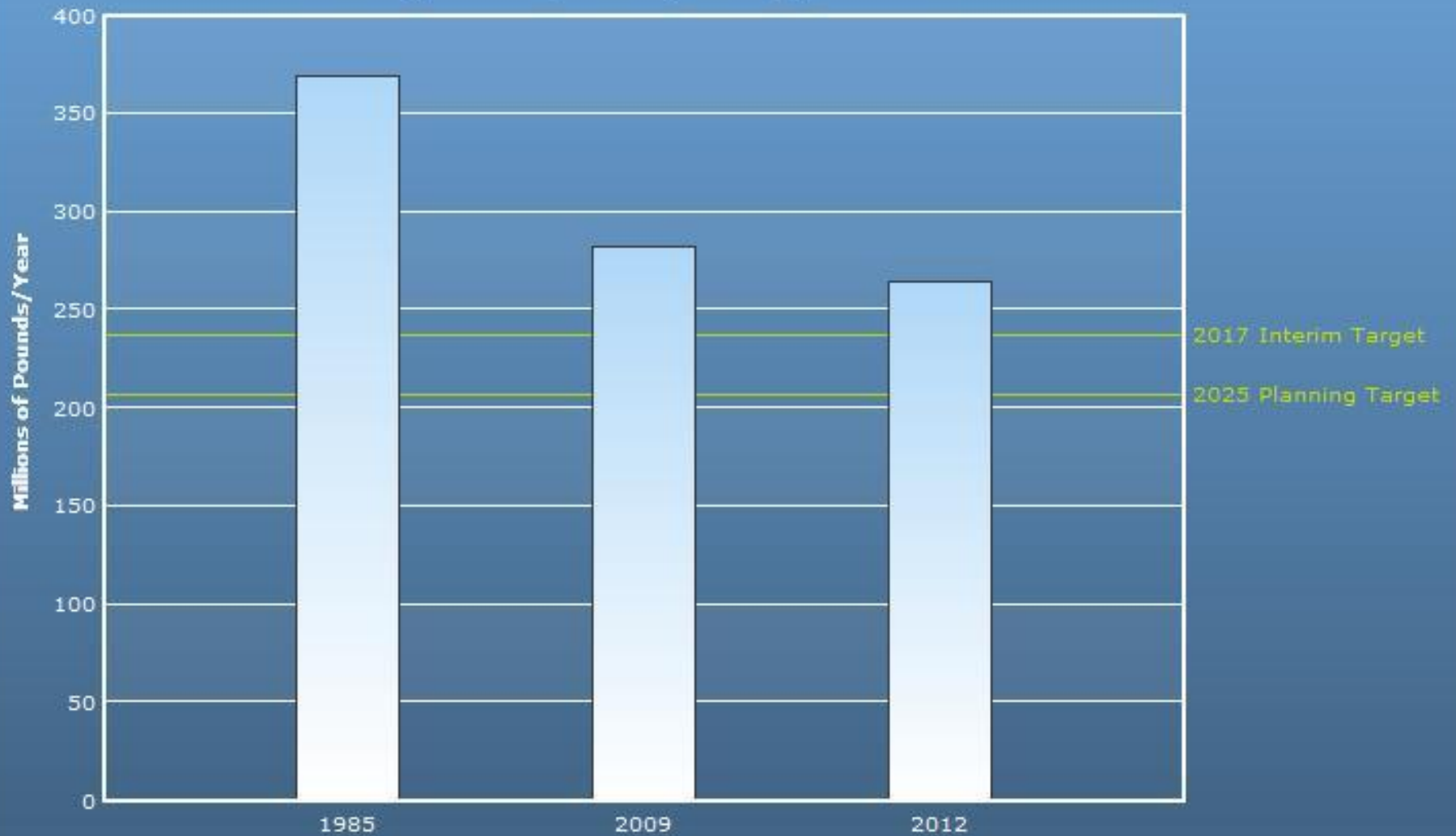
# Reducing Pollution Indicator Results (April 30, 2013)

**June 2012 estimates CBP partners reduced N and P pollution by 7% and TSS pollution by 5% since 2009**

- **Nitrogen loads** to the Bay have decreased 18.5 million pounds to 264.1 million
  - A further decrease of 2.9 million pounds since 2011 estimates
- **Phosphorus loads** to the Bay have decreased 1.3 million pounds to 18.0 million
  - A further decrease of 0.4 million pounds since 2011 estimates
- **Sediment loads** to the Bay have decreased 431 million pounds to 8,244 million
  - A further decrease of 35 million pounds since 2011 estimates

## Nitrogen Loads to the Bay\*

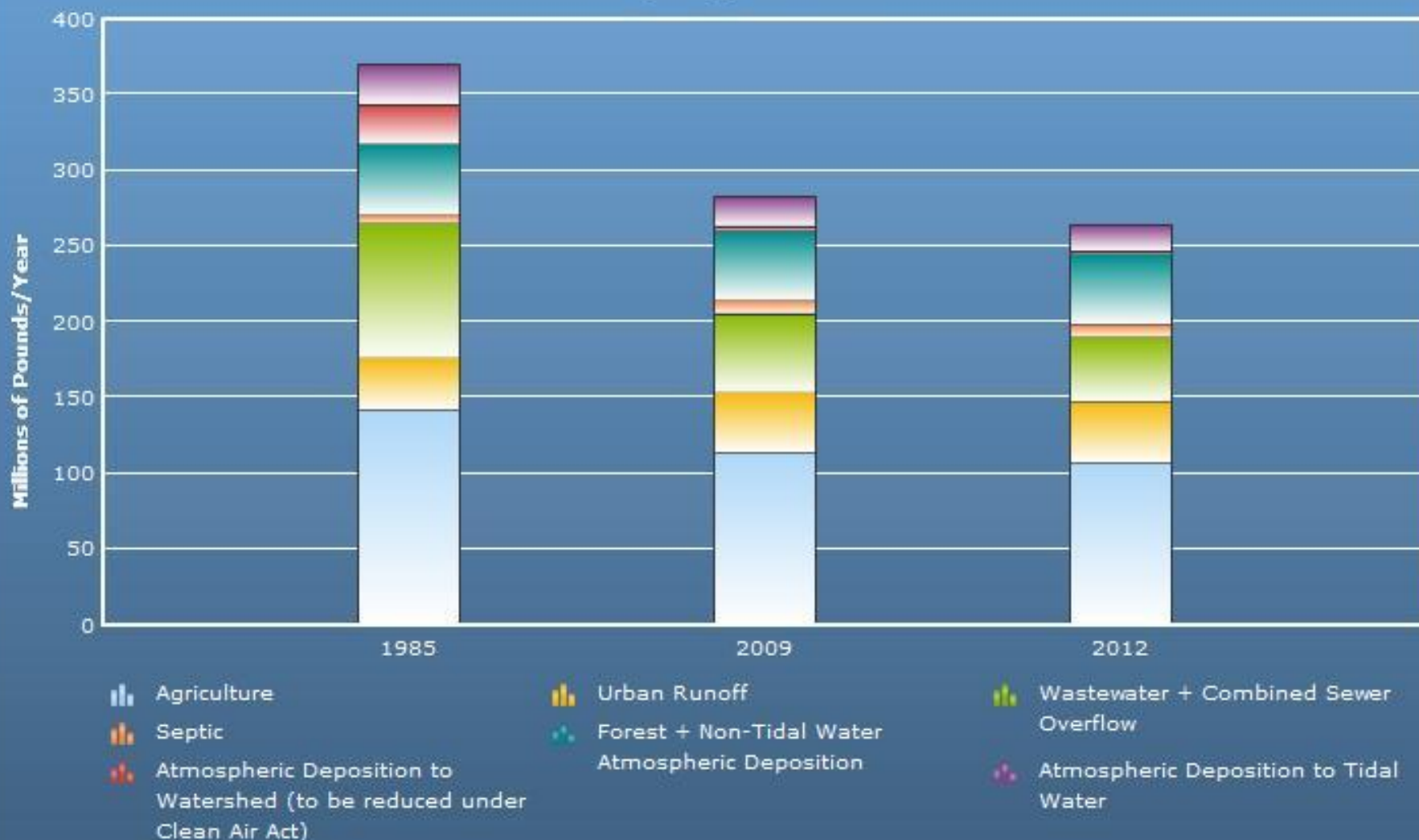
\*Loads simulated using 5.3.2 version of Watershed Model and wastewater discharge data reported by the Bay jurisdictions.





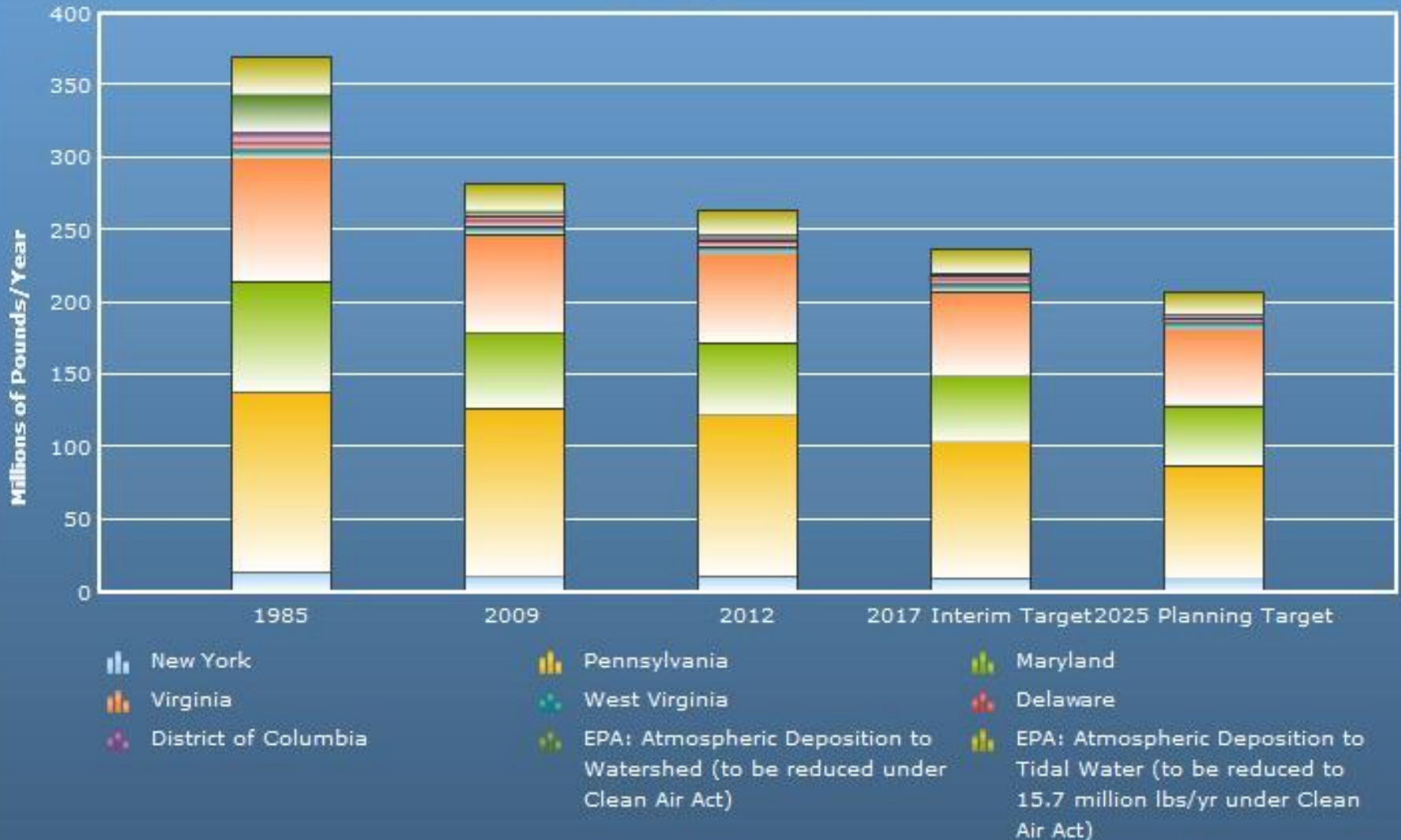
## Nitrogen Loads to the Bay by Source\*

\*Loads simulated using 5.3.2 version of Watershed Model and wastewater discharge data reported by Bay jurisdictions.



## Nitrogen Loads to the Bay by Jurisdiction\*

\*Loads simulated using 5.3.2 version of Watershed Model and wastewater discharge data reported by Bay jurisdictions.



# **Interim Assessments Format – Focus on 2012 Progress**

- **Programmatic, Load Reduction and BMP Implementation Progress**
- **Achievements**
- **Improvements to Meet 2012-2013 Milestones**
- **Considerations for 2014-2015**
- **Info for each source sector plus offsets/trading**



# Assessment Findings

## Maryland

- **Revised agricultural nutrient management regulations.** Expect 2014-2015 milestones to address how new regulations will be implemented
- **Behind WIP schedule for reissuing Phase I MS4 permits.** Submitted revised schedule in May.
- **Initial response to EPA's trading/offset recommendations** did not provide requested information. Working through Accounting for Growth stakeholder group.

# Assessment Findings

## Pennsylvania

- **Revised delegation agreements with county conservation districts** to implement manure management requirements and hired 4 additional CAFO compliance staff.
- **Missed 2012 milestones for some stormwater actions** (guidance, Compliance Monitoring Strategy). EPA expects Pennsylvania to address these milestones in 2013 or in 2014-2015.
- Expect continued **work with EPA to address trading and offset** recommendations.



# Assessment Findings Virginia

- **Finalized Resource Management Plan legislation** and regulations to provide ag certainty. Expect 2014-2015 milestones to deliver and track this program.
- **Made progress with MS4 permit backlog**, consistent with letter of agreement addressing EPA's stormwater assessment. Expect progress to continue when program moves to DEQ.



An aerial photograph of Delaware, showing the state's coastline, major waterways like the Delaware River and Delaware Bay, and surrounding land areas. The image is used as a background for the presentation slide.

# Assessment Findings Delaware

- Public noticed **first CAFO permit** in 2012.
- Expect **issuance of Sediment and Stormwater Regulations** in July 2013.
- **Suggest new milestones** to address permit backlogs in multiple sectors.



# Assessment Findings District of Columbia

- **Proposed stormwater regulations** in August 2012.
- **Blue Plains** continues to substantially reduce discharges due to system upgrades.



An aerial photograph of New York State, showing the Hudson River, the Adirondack Park, and the surrounding regions. The map is in shades of blue and yellow, with the state's outline clearly visible.

# Assessment Findings

## New York

- Despite **proposed changes to CAFO permit threshold**, EPA expects New York to still meet WIP implementation targets and to fully account for growth in dairy industry.
- Suggest 2014-2015 **milestones for developing and issuing bubble permits** for significant dischargers and strategies to achieve reductions from wastewater to meet 2017 targets.



# Assessment Findings

## West Virginia

- WV provided **resources for local governments to adopt provisions of the model stormwater ordinance** and facilitate reviews of county codes and ordinances.
- Expect DEP to **finalize CAFO Permit and Compliance Strategies** in 2013 and ensure resources are in place for implementing strategies.
- **EPA will work with WV** to ensure that Chesapeake Bay Program models are not over-estimating pollutant reductions associated with **reported erosion and sediment controls on mining lands**.

# Assessment Findings

## Federal Agencies

- Most programmatic 2012-2013 water quality **milestones reported as completed or on track.**
- Under data-sharing agreement, **USDA provided conservation practice data** to Bay states for inclusion in 2012 progress run.
- CBPO will work with federal agencies and jurisdictions in 2013 to **develop means of capturing and reporting milestone commitments and progress information for federal activities.**
- Most facility-specific **BMP data is from DOD** and/or in DC WIP.
- **Air deposition reductions** EPA committed to in the TMDL are on track.



# Next Steps

- **Interim assessments posted** on Bay TMDL website (and EO website for Federal agencies) on May 30, 2013.
- **EPA will continue regular discussions with jurisdictions and federal agencies on progress.**
- **Senior managers will also provide suggestions for 2014-2015 milestones** prior to the 1/15/2014 submission deadline.