



© Robert N. Whitescarver

www.gettingmoreontheground.com
www.facebook.com/gettingmoreontheground
@BobbyWhitescarv



Whitescarver
Natural Resources Management LLC





itescarver
Resources Management LLC





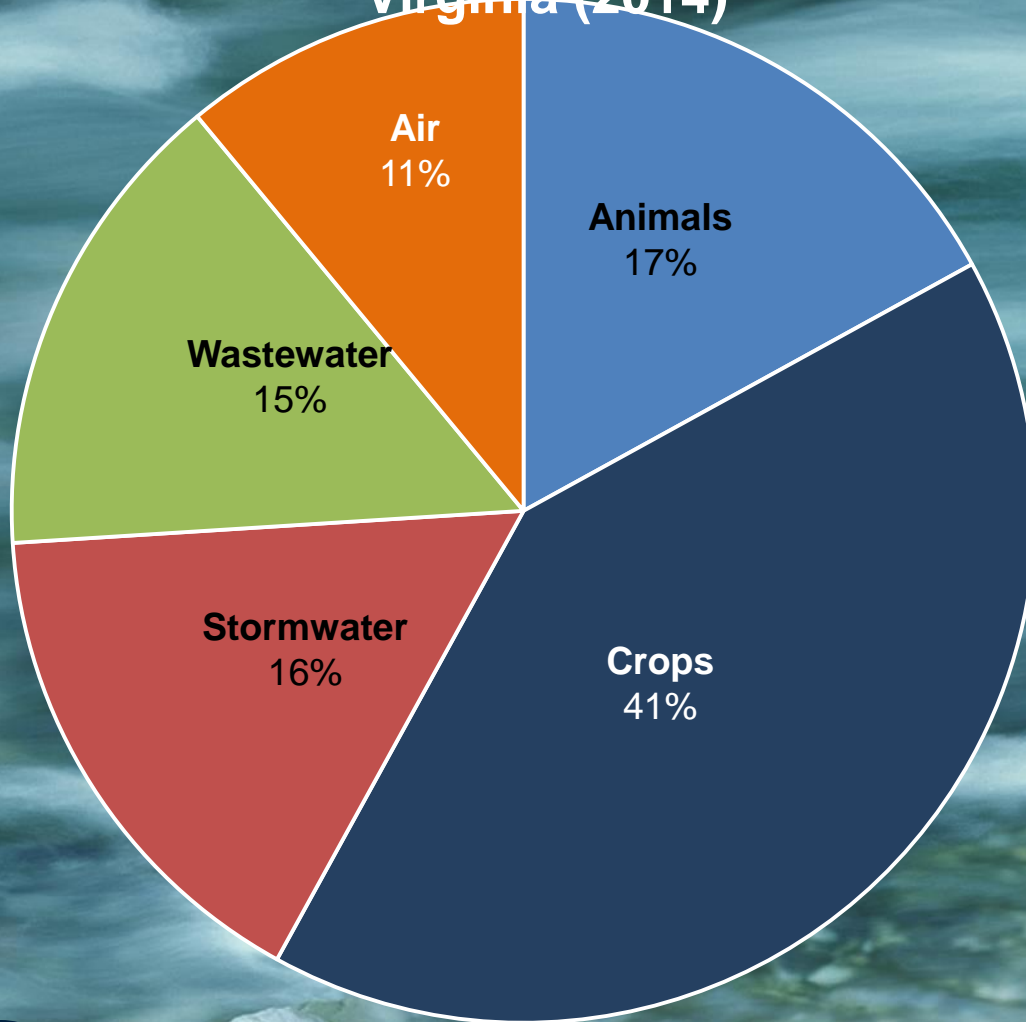
© Robert N. Whitescarver

www.gettingmoreontheground.com
www.facebook.com/gettingmoreontheground
@BobbyWhitescarv



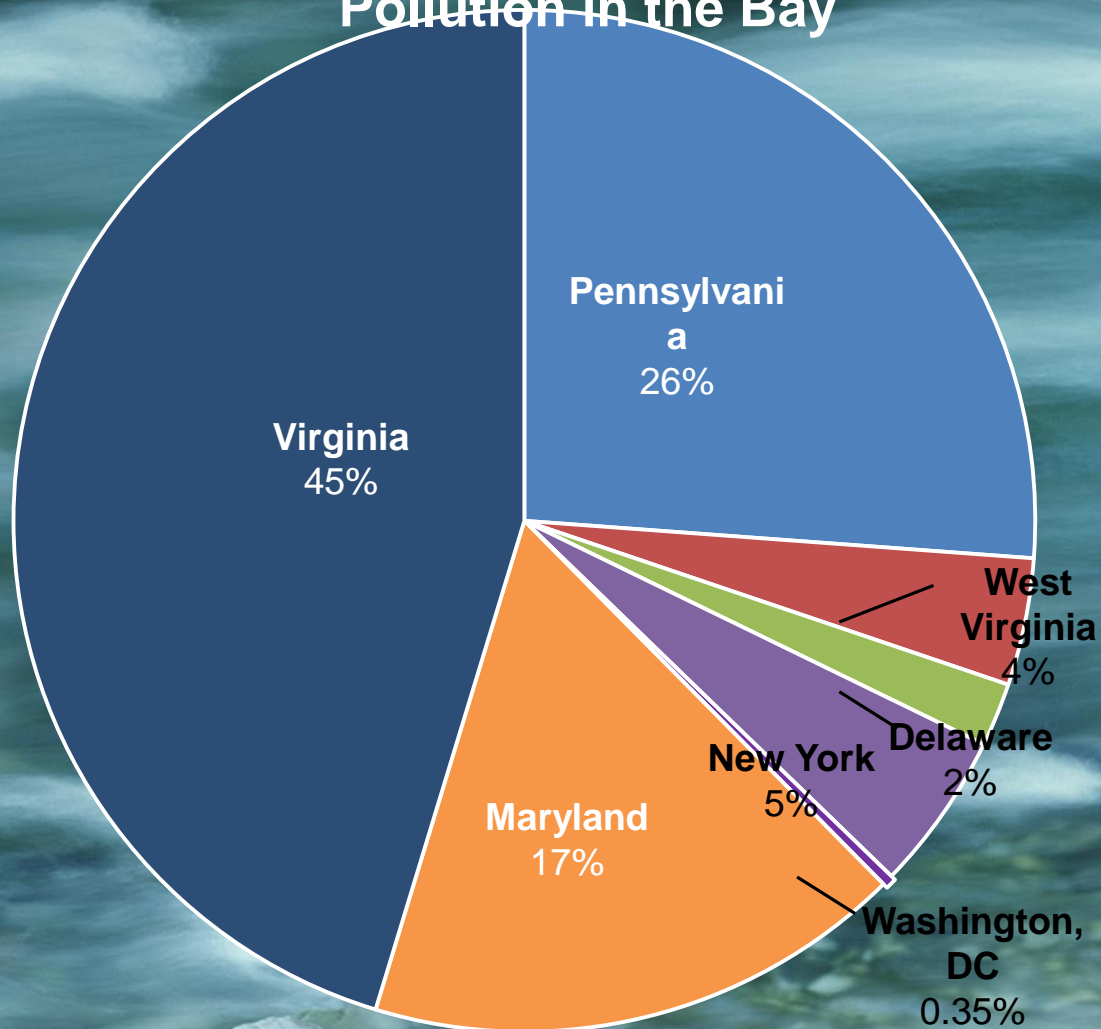
Whitescarver
Natural Resources Management LLC

Sources of Phosphorus Pollution in Virginia (2014)



CHESAPEAKE BAY FOUNDATION
Saving a National Treasure

Virginia's Contribution to Phosphorus Pollution in the Bay



CHESAPEAKE BAY FOUNDATION
Saving a National Treasure

Citizen's Advisory Committee

- Agriculture has come a long way
- Still the largest contributor of nutrient pollution
- Still the best value for the money

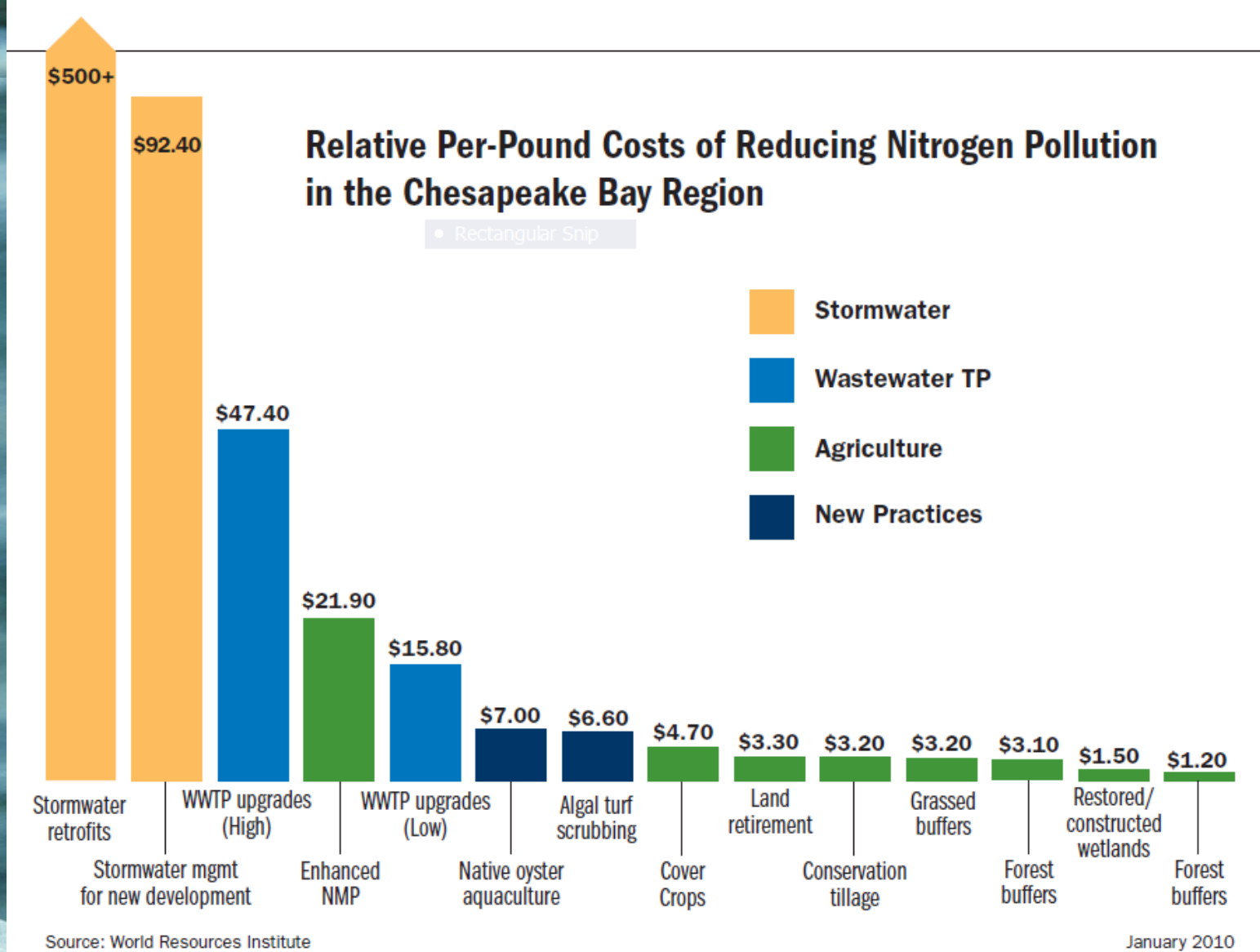
www.gettingmoreontheground.com

www.facebook.com/gettingmoreontheground

@BobbyWhitescarver



Whitescarver
Natural Resources Management LLC



CHESAPEAKE BAY FOUNDATION
Saving a National Treasure

Priority Issues and Challenges

1. Accelerating BMP Application
2. Verification
3. Mismatched Inputs with Results

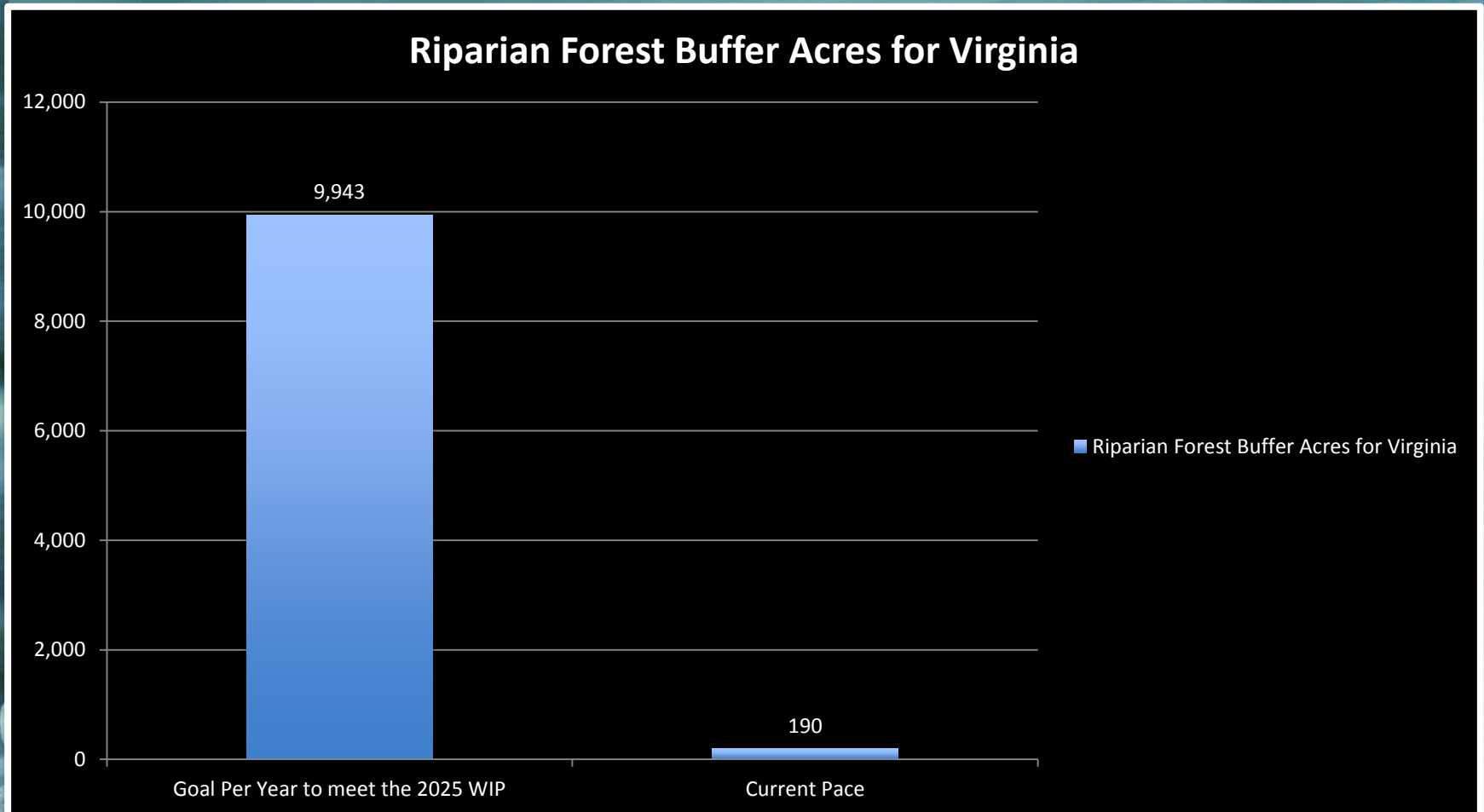
Accelerating BMP Application

- Agriculture met their early goals
- Current pace is woefully too slow

www.gettingmoreontheground.com
www.facebook.com/gettingmoreontheground
@BobbyWhitescarver



We Need To Ramp It Up!

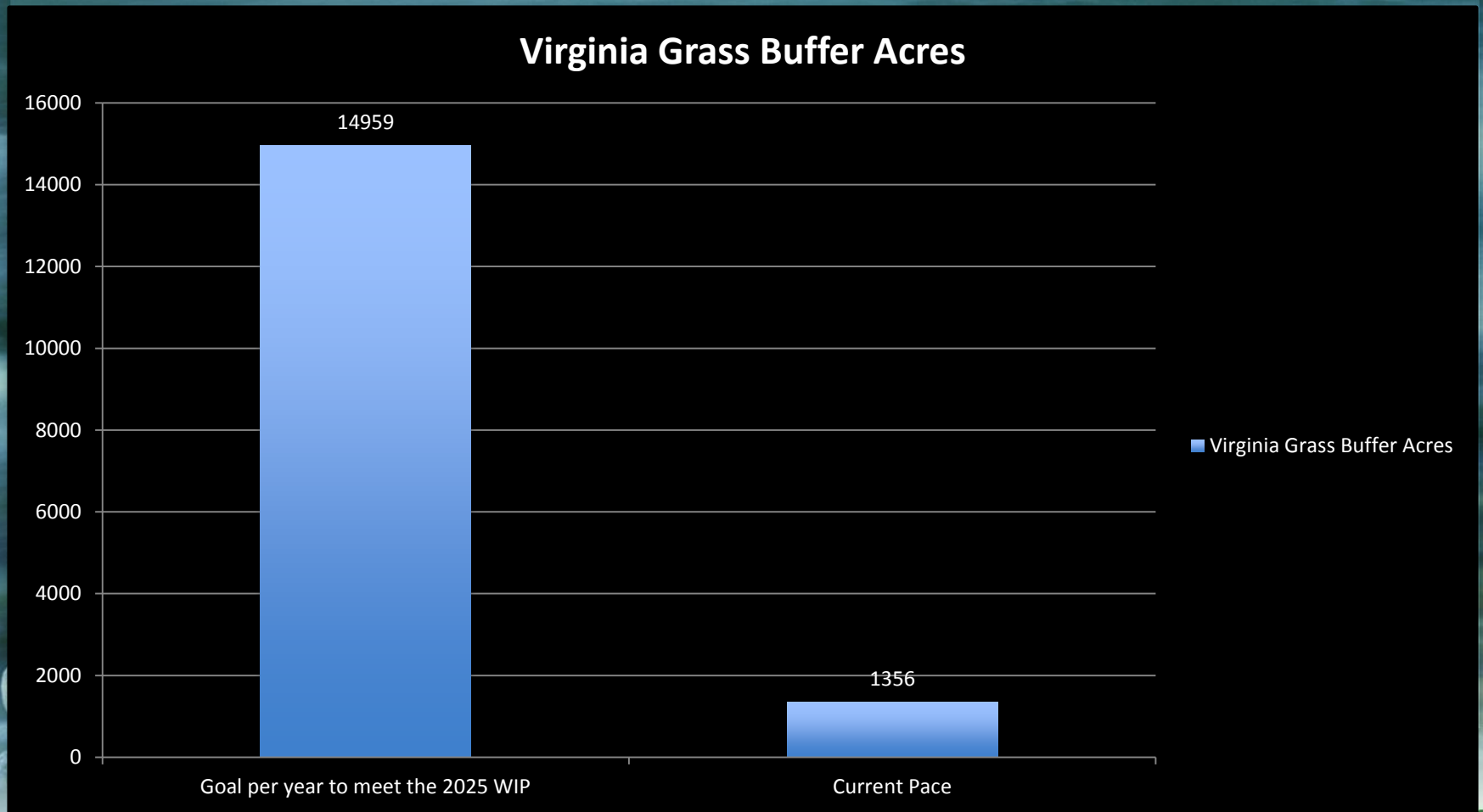


www.gettingmoreontheground.com
www.facebook.com/gettingmoreontheground
@BobbyWhitescarv



Whitescarver
Natural Resources Management LLC

We Need To Ramp It Up!



www.gettingmoreontheground.com

www.facebook.com/gettingmoreontheground

@BobbyWhitescarver



Whitescarver
Natural Resources Management LLC



**Stream
exclusion.**

Resource Management Plans

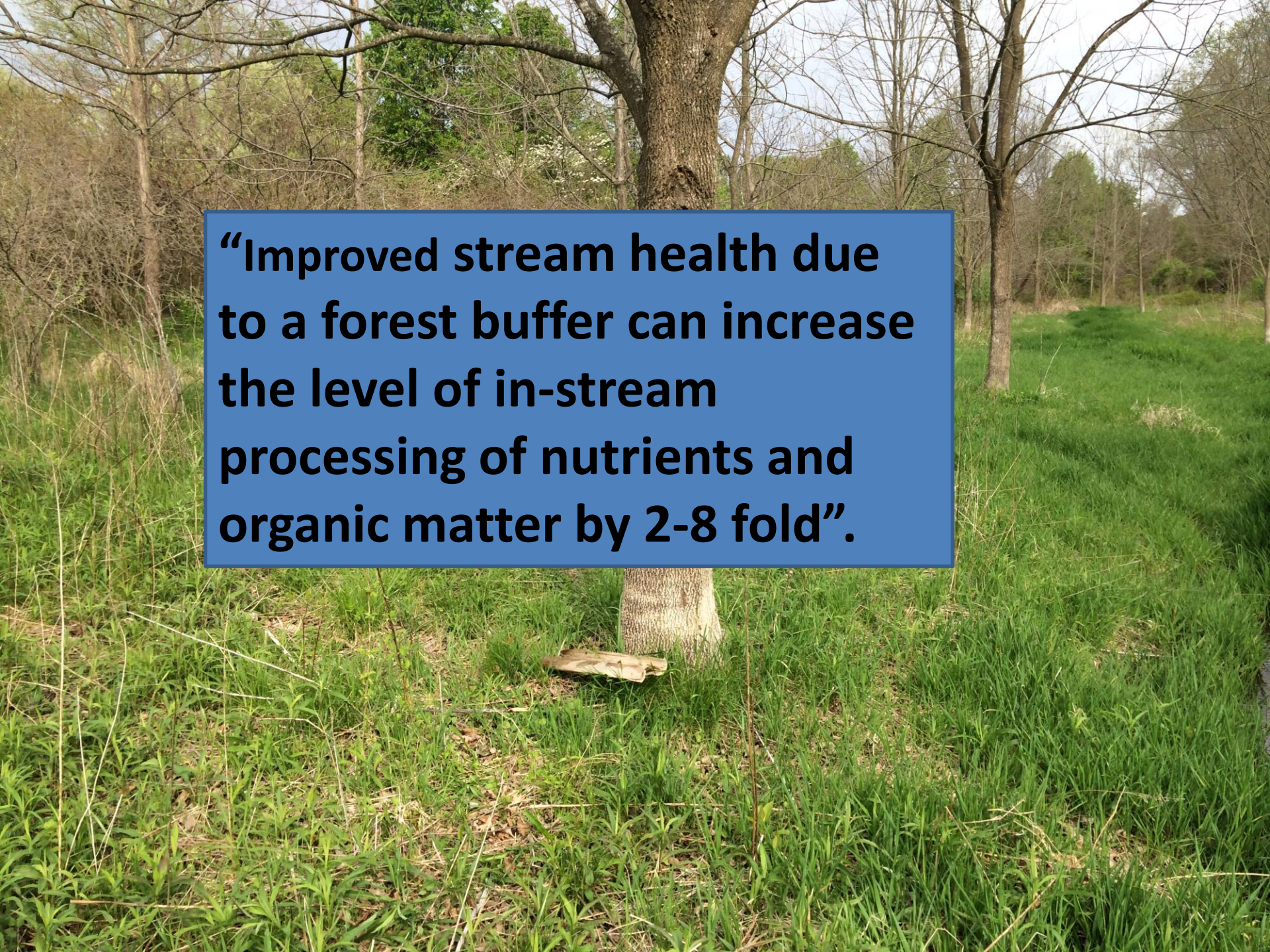
A Voluntary Approach
to Agricultural Certainty



www.gettingmoreontheground.com
www.facebook.com/gettingmoreontheground
@BobbyWhitescarv



Whitescarver
Natural Resources Management LLC

A photograph of a forest stream. In the foreground, there is a dense, lush green grassy area, likely a riparian buffer. A large tree trunk is visible in the center, partially obscured by the grass. The background shows a line of trees, some with bare branches and others with green foliage, suggesting a mixed forest. The sky is visible through the canopy.

“Improved stream health due to a forest buffer can increase the level of in-stream processing of nutrients and organic matter by 2-8 fold”.

Recommendations:

1. Implement “State Buffer Task Force” Recommendations.
2. Synchronize federal and state agency goals.
3. Improve incentive packages for BMPs
4. Increase funding
5. Create a “two-tiered” Land-use Tax system.

www.gettingmoreontheground.com

www.facebook.com/gettingmoreontheground

@BobbyWhitescarv



Whitescarver
Natural Resources Management LLC

Verification Recommendations:

1. Tighten the rules up
2. Third party verification
3. Create consequences for non-compliance



Mismatched Inputs with Results:

- Acres/numbers of Nutrient Management Plans do not equate to less nutrients in the water – it's a mismatch and a myth not verified by science.
- Nutrient Reduction Bubble.
- Nutrient Management is the most popular EQIP practice – are we really getting results?

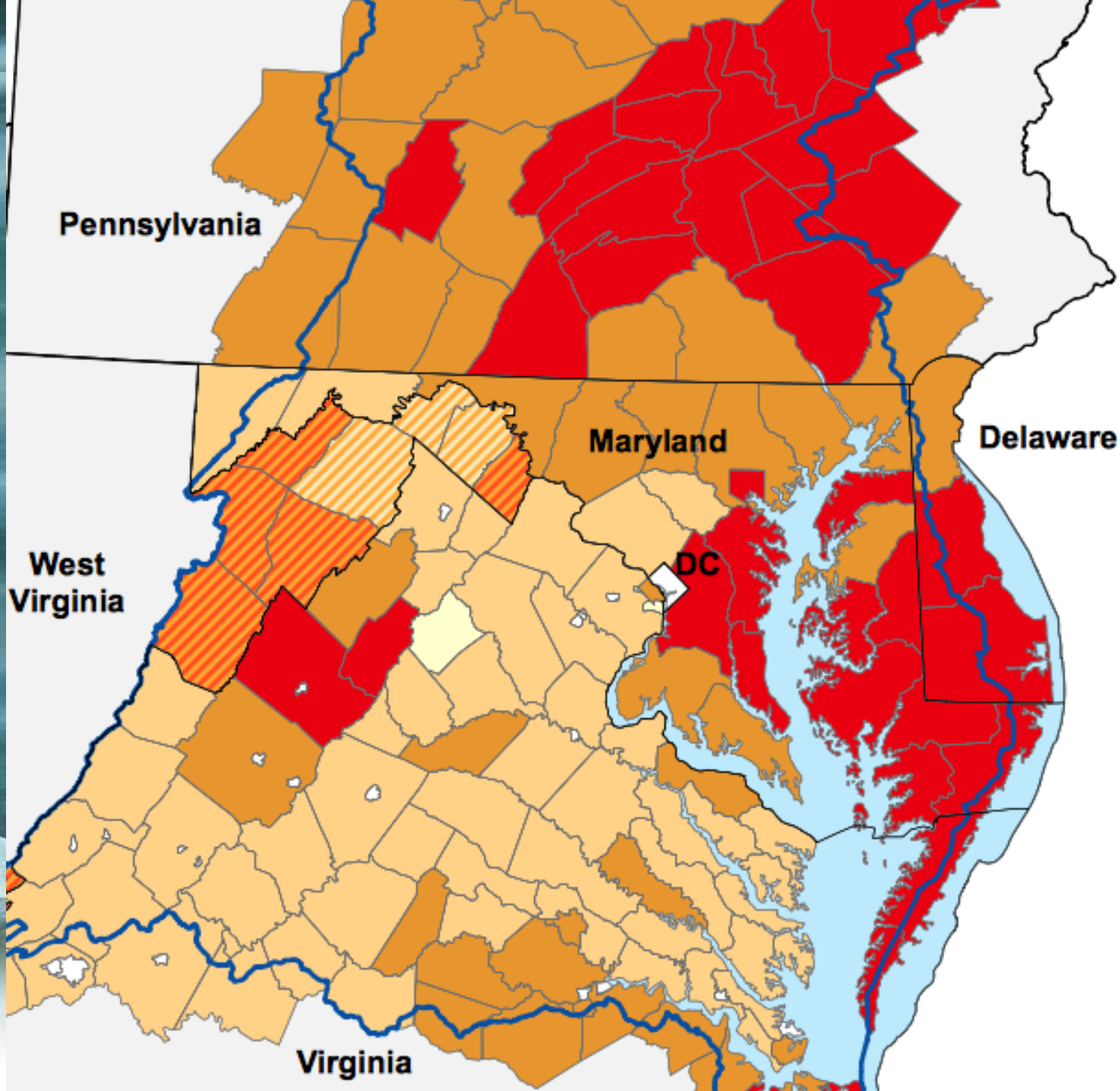
www.gettingmoreontheground.com

www.facebook.com/gettingmoreontheground

@BobbyWhitescarver



Whitescarver
Natural Resources Management LLC



Recommendations:

1. Increase and improve funding for manure transport and transformation.
2. Cease giving credit for nutrient management plans.
3. Create an incentive program for P extraction from soils using soil samples.
4. Create a “two-tiered” Land-use Tax system.

Best opportunities for mutual gain to farmers and water quality?

- Keep improving the incentive programs.
- Increase verification through science and more oversight.

Key Elements of a NMP:

IMPLEMENTATION
VERIFICATION

www.gettingmoreontheground.com
www.facebook.com/gettingmoreontheground
@BobbyWhitescarver



Key Elements of a NMP:

Fertilizing crops with ONLY what they need.

1. What available nutrients are already in the soil?
2. What does the crop need?
3. What is the analysis of the manure on the farm?
4. Supplement with other material.



How Do Resource Management Plans Work in Virginia?

Cropland, Hayland and Pasture

- Erosion down to “T”
- Nutrient Management Plan
- 35’ Buffers on Perennial Streams (C,H)
- Livestock Excluded from Perennial Streams

www.gettingmoreontheground.com

www.facebook.com/gettingmoreontheground

@BobbyWhitescarver



Whitescarver
Natural Resources Management LLC

In Exchange for Full Implementation, the Farmer Gets?

- Nine years of certainty that they are in compliance with any new STATE Nutrient, Sediment or Water Quality regulations.
- Does not exempt them from federal regulations.
- Does not cover CAFOs, AFOs or other feedlots.

Administration of RMPs:

- Plans developed with the farmer by certified RMP planners
- Plans approved by local SWCDs or DCR
- Implementation is certified by the reviewing authority

Discussion/Questions?

© Robert N. Whitescarver

www.gettingmoreontheground.com
www.facebook.com/gettingmoreontheground
@BobbyWhitescarv



Whitescarver
Natural Resources Management LLC