



Conowingo Watershed Implementation Plan (CWIP)

Milestones & Progress Reporting

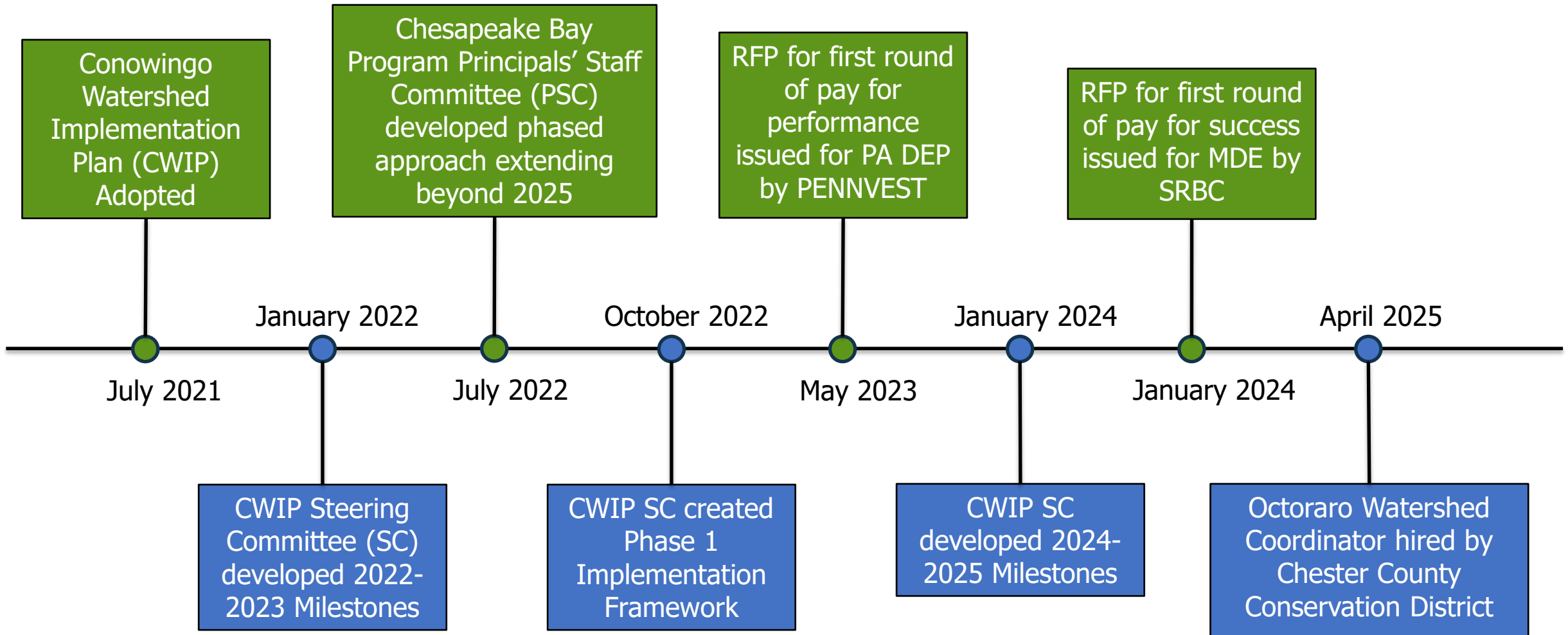
**Steering Committee Meeting
September 8, 2025**

Agenda

- CWIP Timeline
- Implementation Framework
- Review of Milestone Progress
- 2026 – 2027 Milestones



Conowingo Watershed Implementation Plan Timeline



Conowingo Watershed Implementation Plan

Timeline – Upcoming Key Dates

January 15, 2026: Due date for 2026-2027 Milestones and progress report

Chesapeake Bay Program Milestones Workgroup proposing revised schedule:

- October 2025 – EPA issue final expectations for near term milestones
- **February 13, 2026** – Milestone progress report (1-3 page summary) and 2026-2027 Milestone commitments due
- April 15, 2026 – EPA evaluation of commitments
- May 15, 2026 – Final milestone commitments

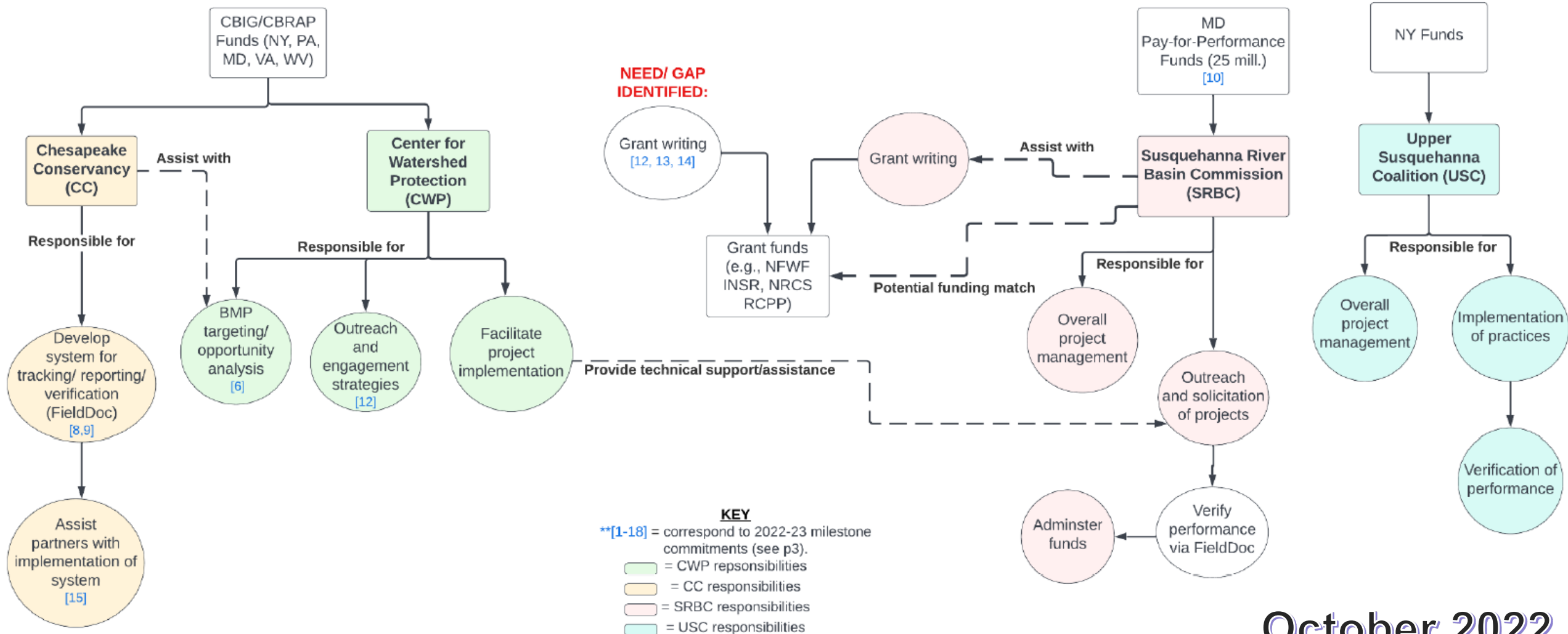
Conowingo Phase 1 Implementation Framework

Smaller-Scale Targeting Watersheds & Partnerships in Most Effective Basins (MEBs)

[3, 12, 13, 18]

Broader State-wide Implementation Efforts in Most Effective Basins (MEBs)

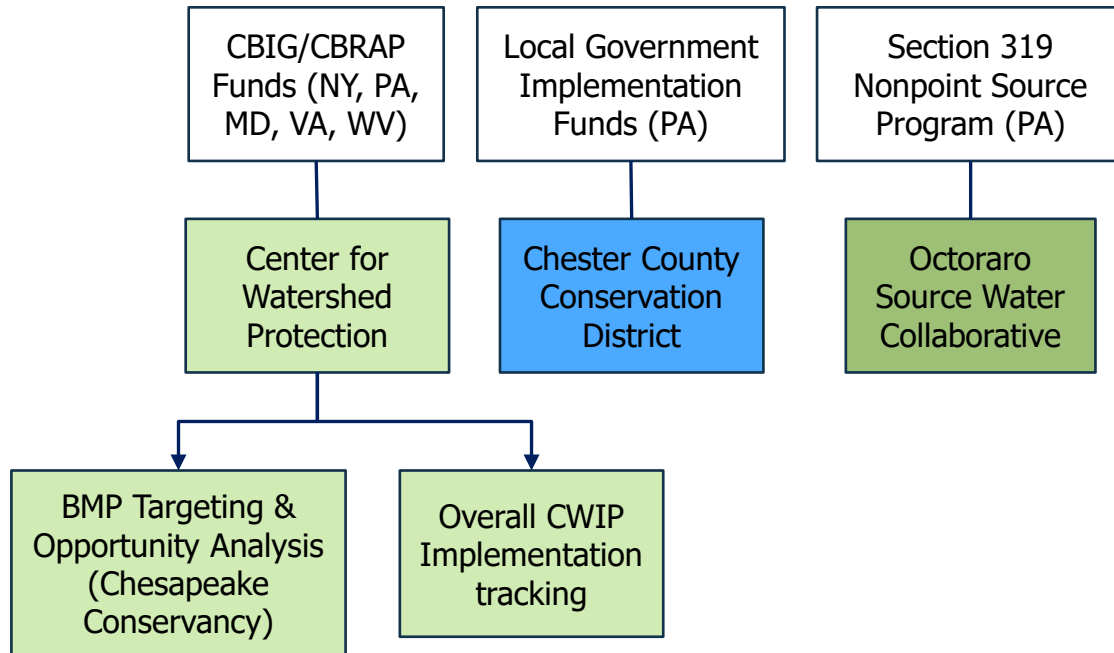
[4, 10, 12, 18]



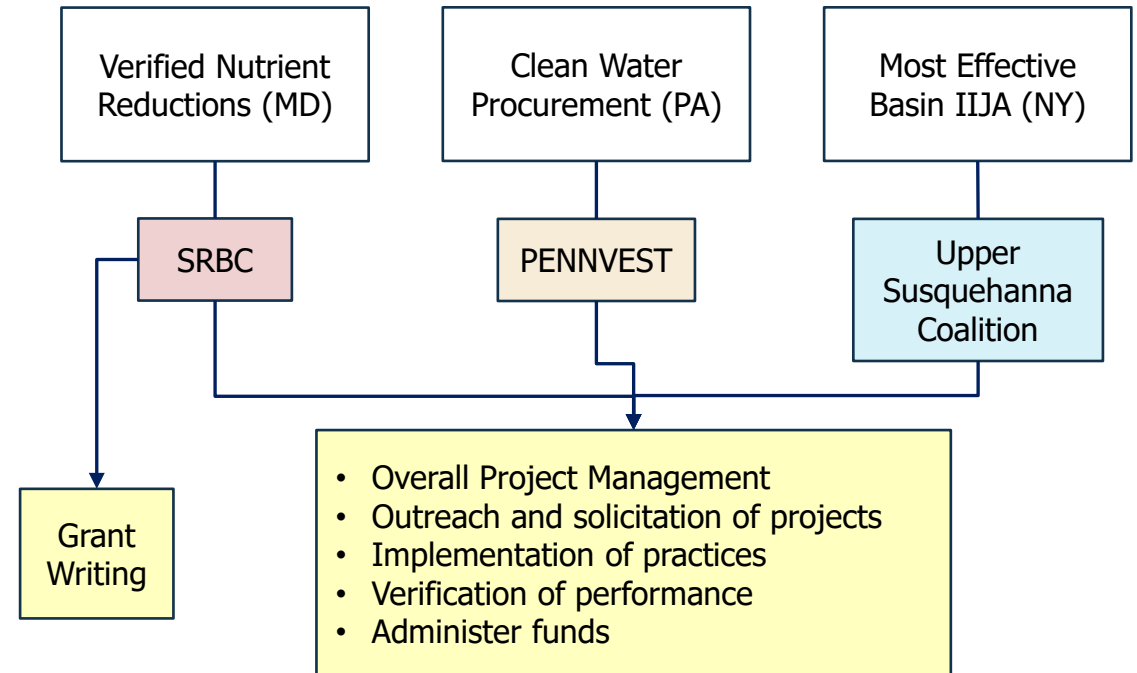
October 2022

CWIP Implementation Framework

Smaller-Scale Targeting Watersheds and Partnerships in Most Effective Basins



Broader State-Wide Implementation Efforts in Most Effective Basins




Smaller-Scale Targeting Watersheds and Partnerships in Most Effective Basins



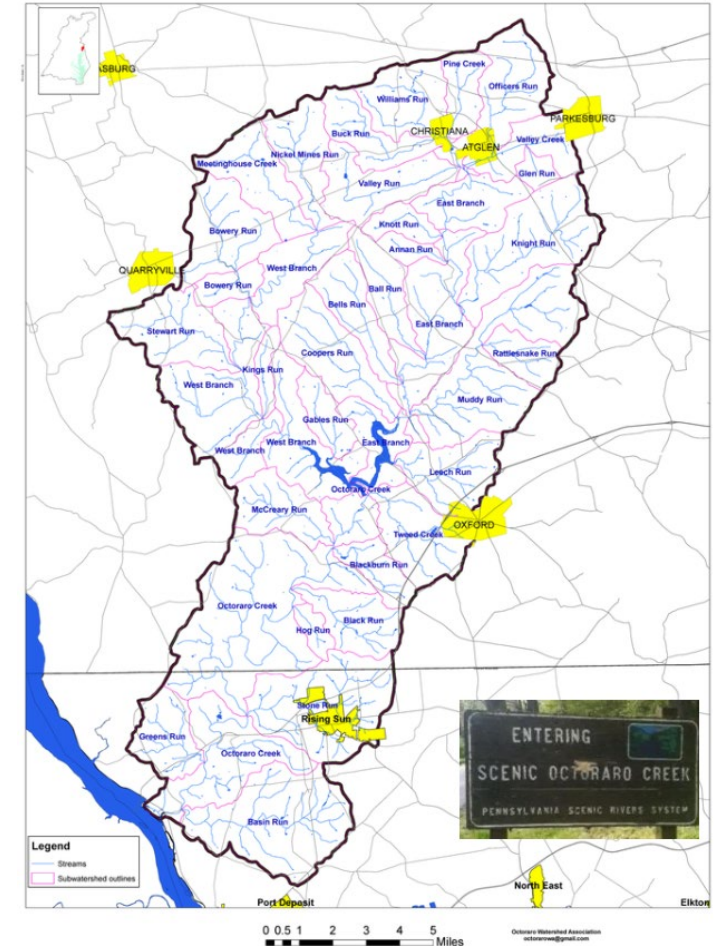
PA DEP directed \$1.9M of federal Local Government Implementation (LGI) funds to Chester County Conservation District



PA DEP provided EPA funds from the Section 319 Program to support Capacity Building in the Octoraro Source Water Collaborative



Octoraro Watershed Restoration Coordinator with the Chester County Conservation District



Octoraro Watershed

<https://www.theowa.net/octoraro-watershed>

Octoraro Watershed Restoration Coordinator: Ray Fenstermacher



Key responsibilities of the role include:

Connecting communities with funding opportunities and reducing technical and administrative barriers to project implementation.

Identifying and prioritizing project locations in collaboration with local jurisdictions and partners.

Hosting listening sessions with stakeholders to understand community needs and implementation challenges.

Supporting grant writing and assisting applicants in securing funding for capacity building, technical support, and water quality improvement projects.

Conducting educational workshops on funding opportunities and project development.

Broader State-Wide Implementation Efforts in Most Effective Basins

PA Clean Water Procurement

- \$26M funding through PA DEP
- Administered by PENNVEST



Pennsylvania
Department of
Environmental Protection



PENNVEST
PENNSYLVANIA INFRASTRUCTURE INVESTMENT AUTHORITY

MD Verified Nutrient Reductions Pay for Success Program

- \$25M funding through MDE
- Administered by SRBC



Maryland
Department of
the Environment

SRBC
SUSQUEHANNA RIVER
BASIN COMMISSION
NY ■ PA ■ MD ■ USA

NY Most Effective Basin IJA

- \$1.4M funding through NY DEC
- Administered by USC



Department of
Environmental
Conservation

USC
Upper Susquehanna Coalition

Pennsylvania Clean Water Procurement Program

BMPs

- Animal Waste Storage Facilities
- Animal Heavy Use Area Protection and Barnyard Runoff Controls
- Streambank Fencing
- Wetland Restoration
- Grass and Forest Buffers

Awardees

- Chesapeake Conservancy
- Herbert Rowland and Grubic
- Lancaster Farmland Trust
- HGS

Nutrient Reduction

- 77,169 lbs TN per year
- 1,543,377 lbs TN over the life of the projects



Pennsylvania
Department of
Environmental Protection



Maryland Verified Nutrient Reductions Pay for Success Program

BMPs	Awardees	Nutrient Reduction
<ul style="list-style-type: none">• Stream restoration• Precision nutrient management• Forest riparian buffers• Land use conversion	<ul style="list-style-type: none">• HGS• Alliance for the Chesapeake• Rosetree Consulting• Keystone Stream• Ecotone	<ul style="list-style-type: none">• 165,646 lbs TN per year• 368,325 lbs TN over the life of the projects



Maryland
Department of
the Environment



New York Most Effective Basin IIJA

BMPs

- Natural Filters
- Sustainable Farm Practices
- Riparian buffer stewardship

Awardees

- Upper Susquehanna Coalition

Nutrient Reduction

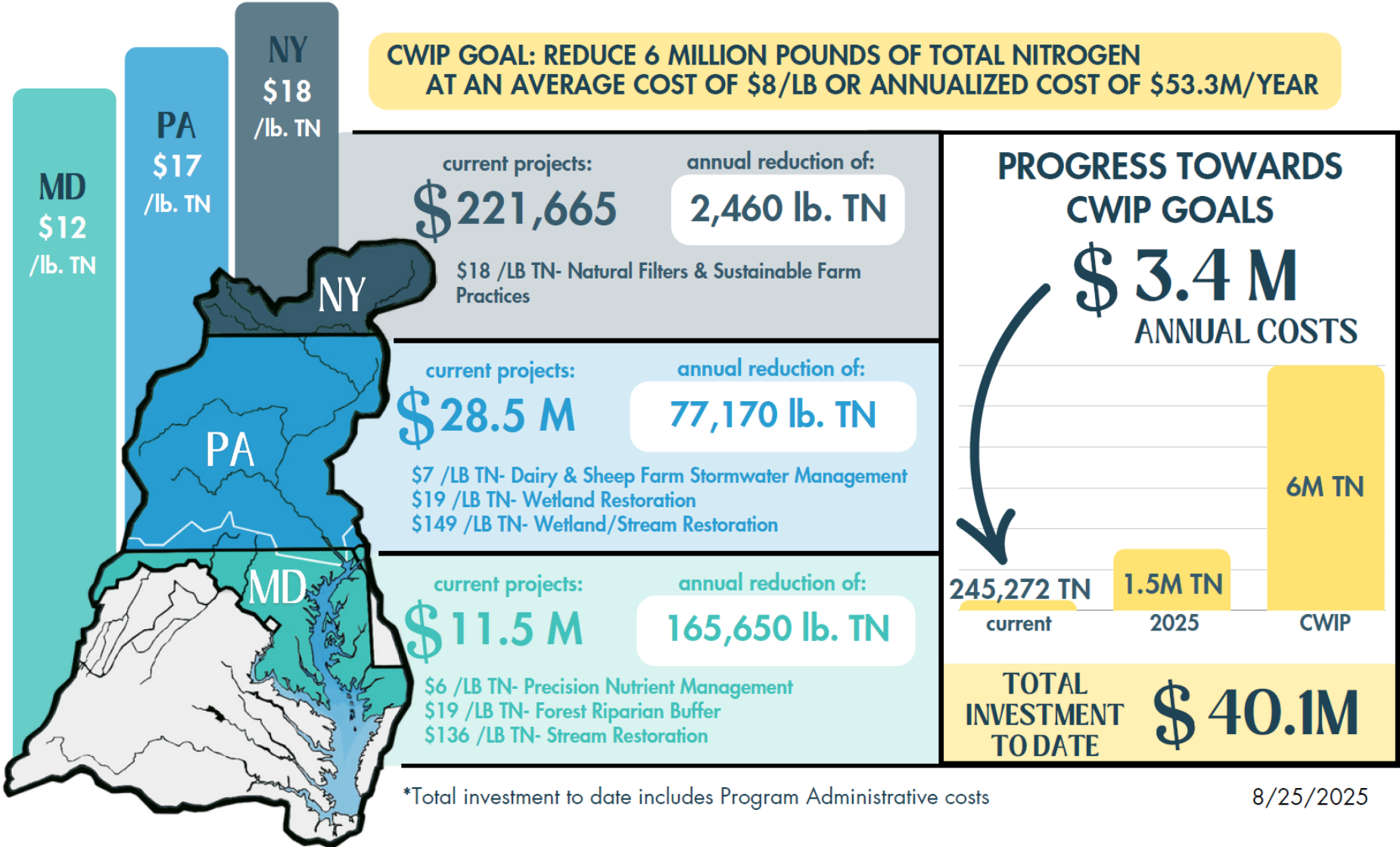
- 2,457 lbs TN per year



Department of
Environmental
Conservation



CONOWINGO WATERSHED IMPLEMENTATION PLAN



*Total investment to date includes Program Administrative costs

8/25/2025



Department of
Environmental
Conservation



Pennsylvania
Department of
Environmental Protection



Maryland
Department of
the Environment



Ask AI Assistant

Simplify the document for me

NT AUTHORITY

2022 – 2025 Milestones (Milestone number)

Capacity Building – Financial (1 – 4) Complete	Capacity Building Technical (5 – 9)	Fostering Innovation (10 – 11)
Identifying and Building Partnerships (12) Complete	Pilot Project Development and Implementation (13) Complete	Securing SWIP Funding (14) Complete
Outreach and Engagement (15 – 17)	Numeric Milestones (18)	Programmatic Capacity (19 – 20) Added in 2024

2022 – 2025 Milestone Progress Report

Capacity Building – Technical

- 8A: Annual Submission of BMP Progress and Verification Data by December 1st

Fostering Innovation

- 11: Re-evaluate Tier II BMPs that are currently under expert review
 - Freshwater Mussel Partnership
 - Acid Mine Drainage
 - Dredging

2022 – 2025 Milestone Progress Report

Outreach and Engagement

- 15A: Identification of specific target audiences for local, regional, and federal engagement in the CWIP and milestone implementation process where BMP implementation is expected to occur
- 15B: Description of the specific roles that local, regional, and federal partners will play in implementing programmatic and numeric commitments in each of the identified source sectors of the CWIP and two-year milestones between 2022-2025
- 16A: Annual progress report due to EPA on January 15, 2026
- 17A: Reconvene stakeholders to evaluate progress on previous milestones and make recommendations for the 2026-2027 milestones

2022 – 2025 Milestone Progress Report

Numeric Milestones

- 18 and 18A: Implement practices sufficient to reduce at least 25% of the nitrogen and phosphorus reductions identified in the CWIP

Programmatic Capacity

- 19: Develop plans for changes to existing programmatic capacity or development of new programmatic capacity to implement the necessary BMPs to achieve at least 25% of the CWIP nutrient target by 2025
- 20: Identify the specific funding, financing, cost-share, technical assistance, voluntary, incentive, policy, programmatic, legislative, and regulatory actions needed to be taken to achieve at least 25% of the CWIP nutrient target by 2025



New 2026 – 2027 Milestones

Programmatic Capacity

- 21: Support the roles of the Susquehanna Watershed Coordinator and the Octoraro Watershed Coordinator positions

Other Milestones

- **Discussion**

Questions?

