

Signed, Sealed, Delivered:

Overview of the revised Chesapeake Bay Watershed Agreement

Breck Sullivan

STAR COORDINATOR | USGS @ CHESAPEAKE BAY PROGRAM



Chesapeake Bay Program

Science. Restoration. Partnership.

Revised Chesapeake Bay Watershed Agreement signed by Executive Council



Chesapeake Executive Council

- the governors of *Maryland, Pennsylvania, Virginia, New York, Delaware,* and *West Virginia,*
- the mayor of the *District of Columbia,*
- the administrator of the *U.S. Environmental Protection Agency (EPA),*
- and the chair of the *Chesapeake Bay Commission.*



Major Findings Guiding Revisions

<i>A Critical Path Forward for the Chesapeake Bay Program Beyond 2025</i>	<i>Chesapeake Bay Program Beyond 2025 Evaluation</i>	<i>A Comprehensive Evaluation of System Response (CESR)</i>
The Beyond 2025 Steering Committee decided that the Chesapeake Bay Program needed to “ simplify and streamline. ”	<p>The ERG Report pushed to make outcomes SMART.</p> <ul style="list-style-type: none">S SpecificM MeasurableA AchievableR RealisticT Time-bound	The CESR Report emphasized the need to measure and focus on the ecological response of actions, especially a focus in shallow water habitats and conservation .

Chesapeake Bay Watershed Agreement

Last signed in 2014, the *Chesapeake Bay Watershed Agreement* establishes goals and outcomes for the restoration of the Bay, it's tributaries and the lands that surround them.

Goals

Goals articulate the desired high-level aspects of the partnership's Vision.

Outcomes

Outcomes lay out benefits and results that directly contribute to the achievement of each Goal.

Targets

Targets contribute to achieving the Outcome and are as specific, measurable and time bound as possible.

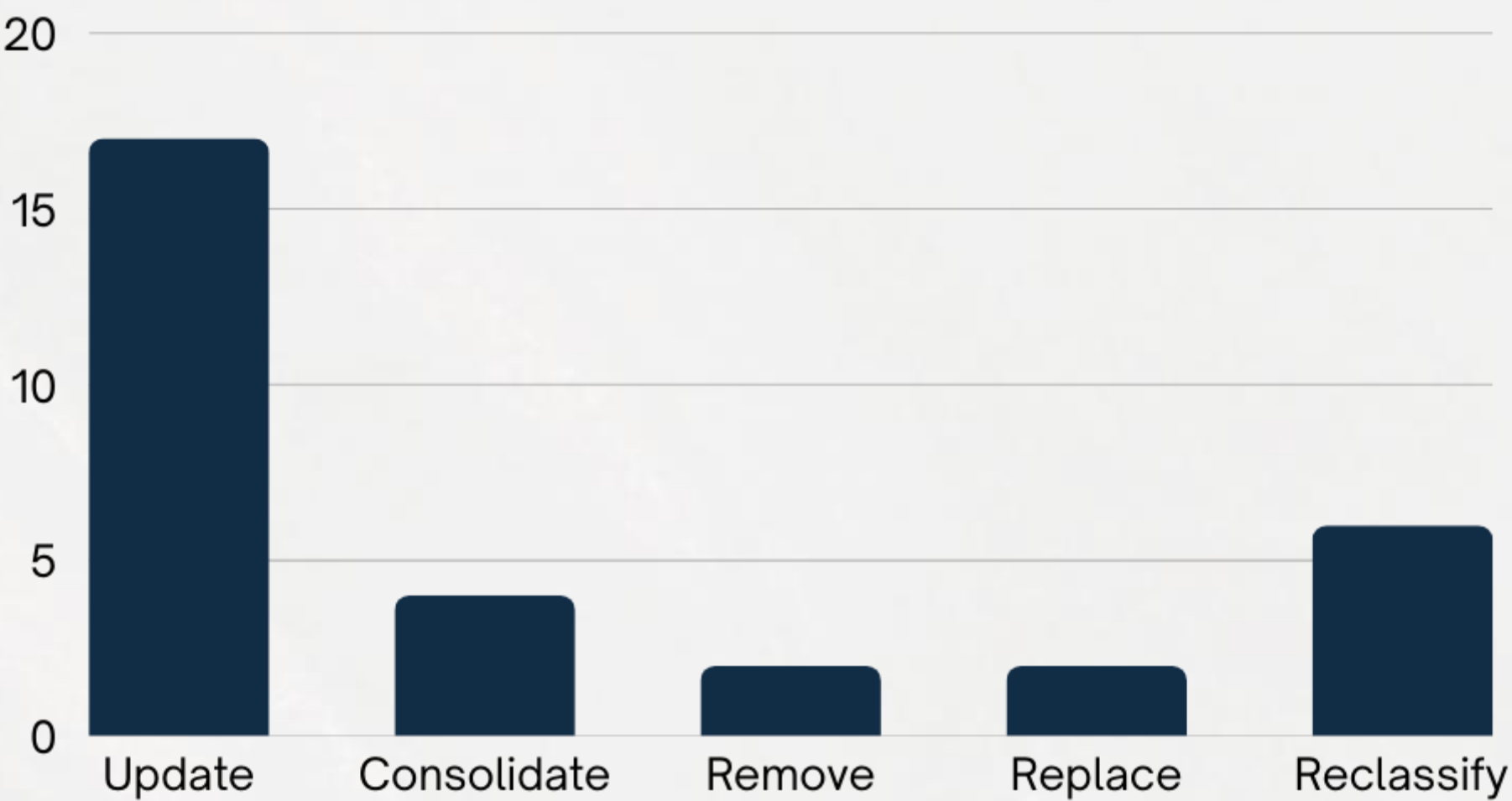
Management Strategies

Management Strategies lay out the specific actions that will be taken to achieve the targets and outcomes. They are not included in the Agreement.

Revised Watershed Agreement

There were 31 outcomes in the *2014 Agreement*. After the outcome disposition process, there are 4 goals, 21 outcomes, and 47 targets.

Final Outcome Dispositions



Next Steps

STAY TUNED TO UPCOMING MEETINGS!



Next Steps

Management Strategies

Last signed in 2014, the *Chesapeake Bay Watershed Agreement* establishes goals and outcomes for the restoration of the Bay, it's tributaries and the lands that surround them.

Goals

Goals articulate the desired high-level aspects of the partnership's Vision.

Outcomes

Outcomes lay out benefits and results that directly contribute to the achievement of each Goal.

Targets

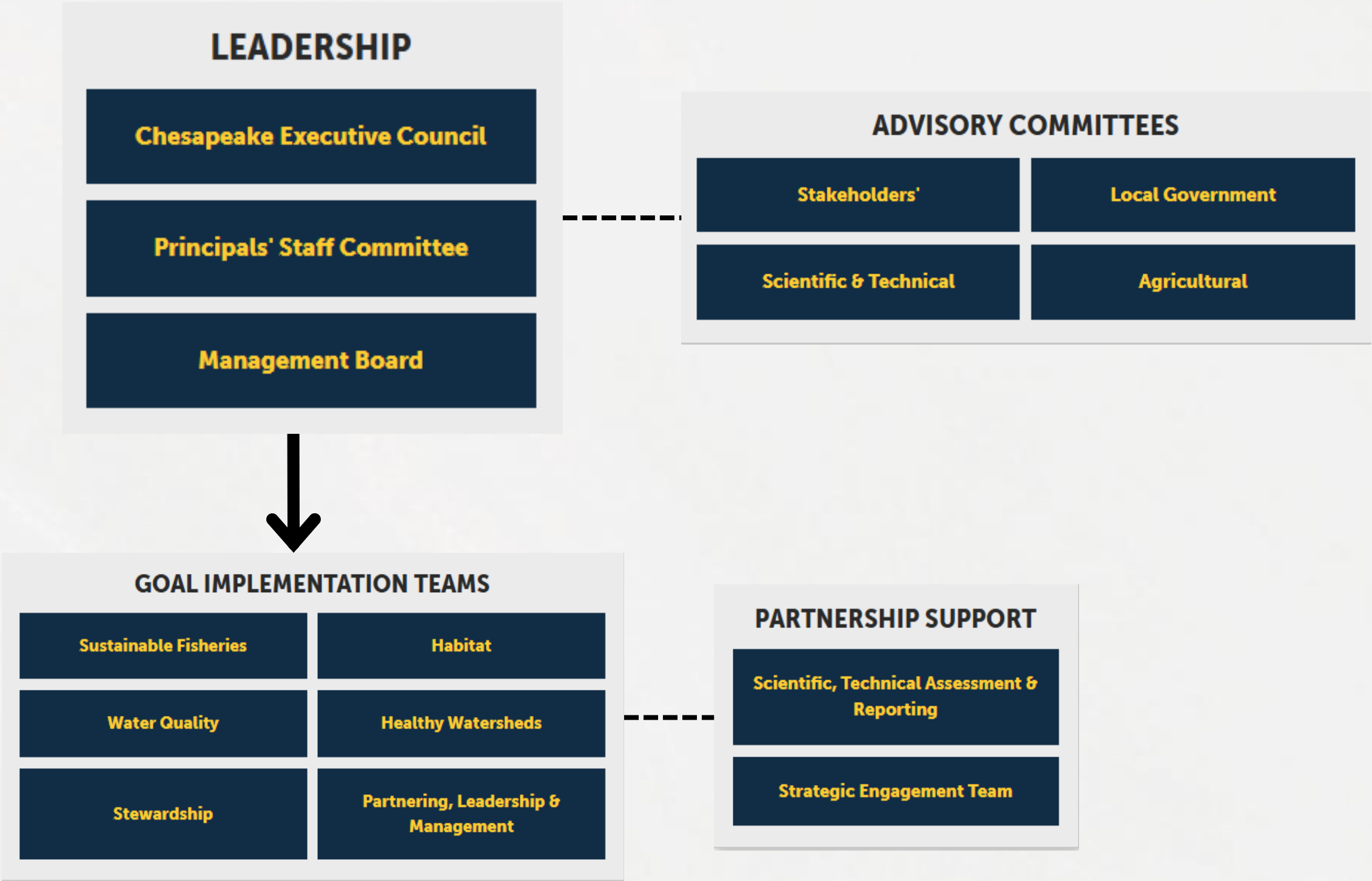
Targets contribute to achieving the Outcome and are as specific, measurable and time bound as possible.

Management Strategies

Management Strategies lay out the specific actions that will be taken to achieve the targets and outcomes. They are not included in the Agreement.

Next Steps

Chesapeake Bay Program Structure

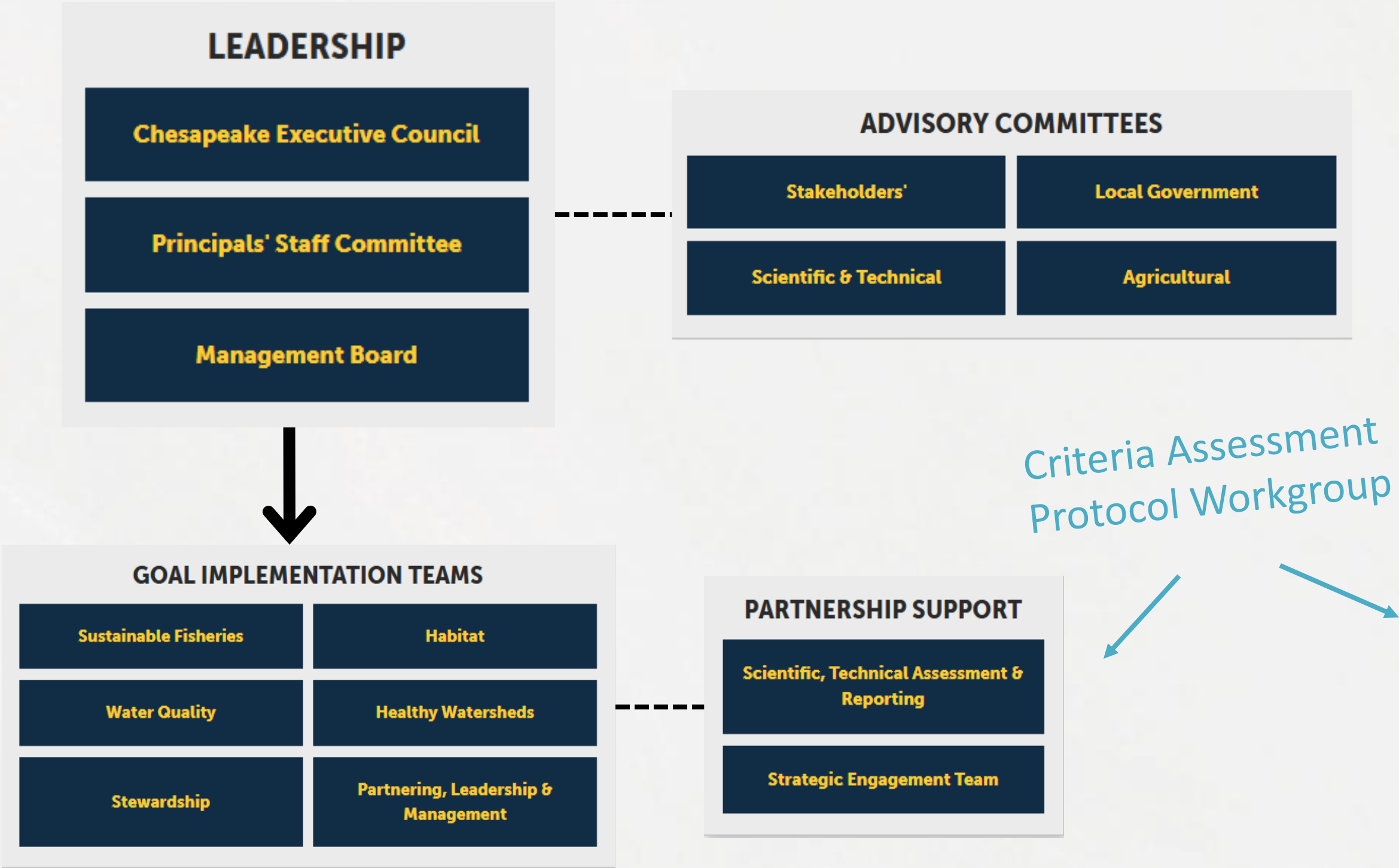


New Structure around revised goals and outcomes



Next Steps

Chesapeake Bay Program Structure



New Structure around revised goals and outcomes



CAP WG Next Steps

Management Strategies

Transitioning from 31 Management Strategies to a strategic plan consisting of a collaborative introduction and executive summary, followed by a Management Strategy for each goal (4).

1. GIT Chairs need to be confirmed (Management Board Meeting 2/12/26)
2. GIT Chairs will pick group to work on Management Strategies
 - Principal Staff Committee agreed draft Management Strategy template will be developed by March, with final approval no later than June
 - GIT Chairs assume responsibility for drafting the Management Strategies

CAP WG Next Steps

Indicators/Targets

Water Quality, Standards Attainment, and Monitoring Outcome: Targets 2 and 3

Discussions are ongoing with STAR/Indicator Team and Management Board on what is an indicator.

- Develop and expand partnership-approved approaches for assessing whether water quality criteria are being met for all designated uses. For dissolved oxygen criteria, establish an approved method by 2028 and apply the method for data analysis and reporting by the end of 2030.
 - STAR/Indicator Team suggestion: This target does not need an indicator. Discussion still needed on where we track this progress for the partnership.
- Maintain or exceed the rate of improvement in the water quality standards attainment indicator relative to the 1985-2022 baseline.
 - Continue utilizing Water Quality Standards Attainment indicator
 - STAR suggestion: How can we better showcase the progress of attainment and overall comprehensive story of clean water? Adding figures and narrative about attainment deficit, hypoxia forecasting?

Thank you!

QUESTIONS?

Feel free to reach out at
bsullivan@chesapeakebay.net.

For the Watershed Agreement,
please scan this QR code.

