



2021 Strategy Review System (SRS) Biennial Meeting

Next Steps

Photo by Matt Rath/Chesapeake Bay Program

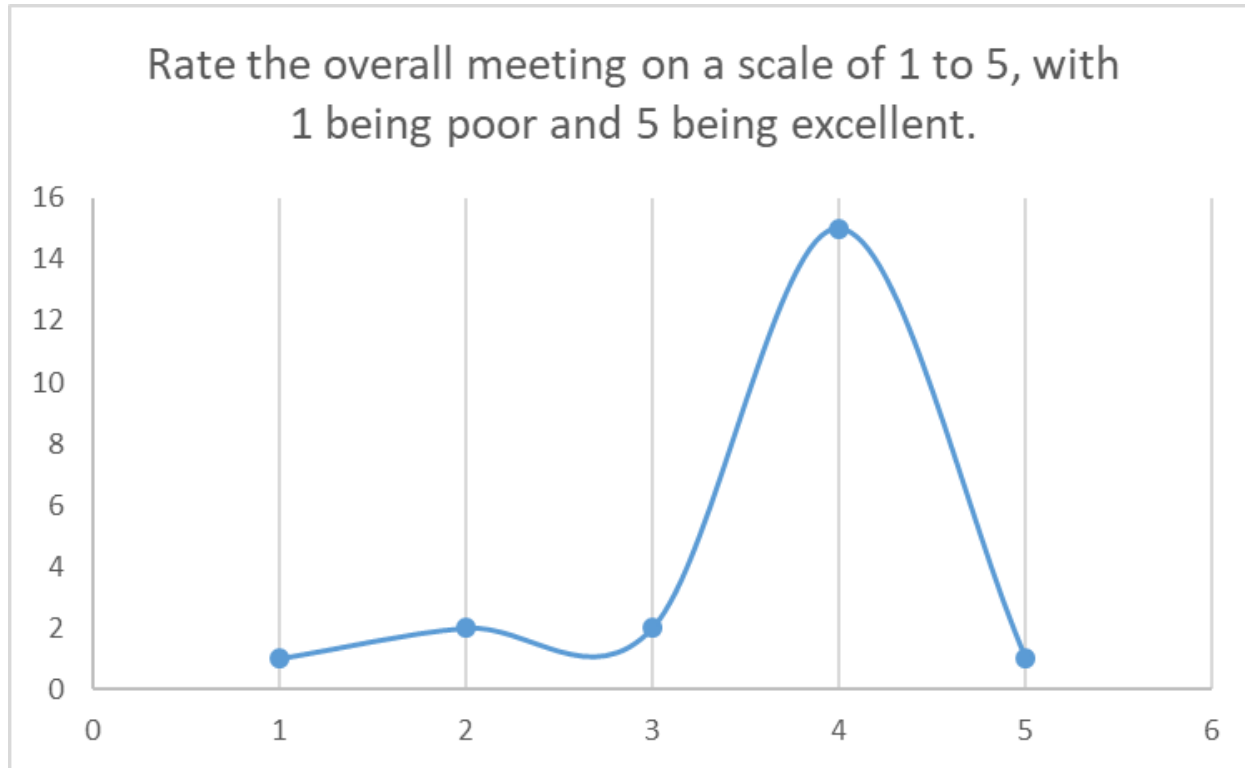
Management Board Meeting
June 10, 2021

Welcoming Remarks

Michelle Price-Fay
CBPO Acting Director

Meeting Recap

2021 Biennial Meeting Survey Results



Q1

- Total number of participants: 169 (Day 1), 165 (Day 2)
- Total number of survey participants: 21
- Total number of questions: 9



Best practices and lessons learned

Q2/Q9: What worked well?

Meeting Design

- Efficient, engaging, organized*
- Use of technologies and chat*
- Mix of presentations*
- Interactive sessions and breakouts*
- Virtual format worked!*
- Sending agenda in advance to encourage thinking ahead of time on the questions

Content

- Lightning presentations were insightful*
- Great overview of where we are, great review of successes*
- Honest conversations
- Inspirational speaker was great*

Q3/Q9: What could be improved?

Meeting Design

- More guidance on breakouts
- More time in breakouts
- Designated breakout facilitators needed
- Simplification of breakout questions
- Networking opportunities (virtual format is tough)
- Too long, need more breaks
- Time for introductions and breakouts
- Not enough time to produce solutions, commitments and actions*



Q4: Topics for the next Biennial Meeting

Participant and engagement at the workgroup level

Explicit statements of adaptation in our efforts, tracking the journey

Incorporating/collaborating on cross cutting themes (e.g., DEIJ, climate resiliency, social science)*

Capacity building to achieve goals

Common challenges/ risks across outcomes and seeking solutions; digging deep into lagging outcomes*

Stories to revive and refocus our shared mission (e.g., tribes)

Discussion of what happens if/when we don't achieve all of the outcomes by 2025, what's next after 2025*

Reflection on the progress from the 2021 meeting

Improving the Logic and Action Plan to create a line of sight with outcomes

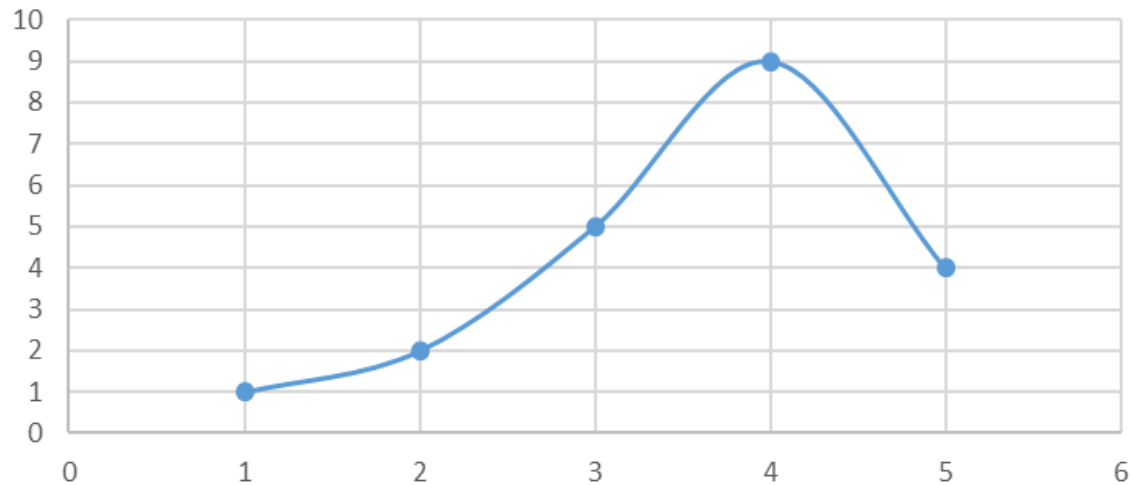
Strategic Science and Research Framework

Effective collaborations at the policy level to get support for restoration efforts



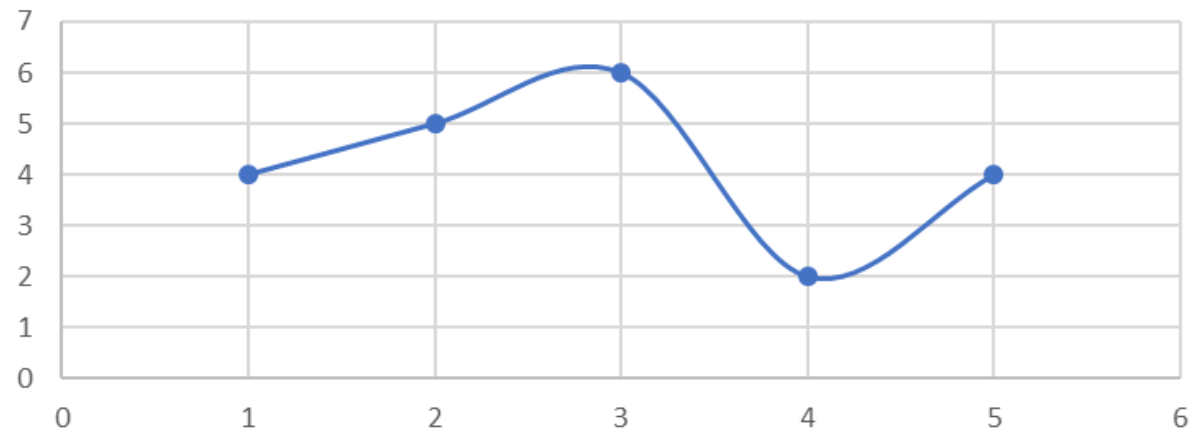
Time for discussion and networking

How strongly do you agree with: The meeting provided enough time for discussion. (1-strongly against, 5-strongly agree)



Q5

How strongly do you agree with: The meeting provided enough time to network and learn from groups I do not typically interact with (1-strongly against, 5-strong agree)



Q6



Specific Feedback by Day

Q7: Day 1 Sessions

- ***Status of Achieving the Outcomes***
 - Valuable information*
- ***Where's the Learning Happening***
 - Great information*
 - Breakouts needed assigned facilitators
 - Need to focus more on solutions to the SRS process
- ***Our Roles in Achieving the Outcomes***
 - Not good use of time in this forum, better suited for GIT6 and MB

Q8: Day 2 Sessions

- ***Day 1 summary*** was great*
- ***Accelerating Progress in Outcomes***
 - Valuable piece
 - Ground rules worked well
 - Success strategies helpful
 - Great brainstorming of ideas
 - Difficult to answer the questions in breakout when not a SME
- ***Journey Forward & Renewed Commitment/Call to Action***
 - Appreciated the inspirational speaker and Call to Action
 - What are our next actions

Q9 ● Synthesize discussions and brainstorming ● Focus on solving identified issues ● What is the follow-up on what we learned ● How can we empower the Partnership to attain the outcomes.



Identifying the Learning

Strengths:

- A process of regular, standard evaluation is extremely valuable. It results in better focus and organization of our actions.
- The process does a good job in identifying gaps, limitations, stakeholder needs, and science priorities.
- The process is helpful at helping us understand what all the partners are doing and how we can better coordinate efforts.

Overarching Strength

“There is no failure in adaptive management.”

The SRS process is an overall positive experience.

Overarching Weakness

“Disconnect”

It is unclear who is accountable for what in achieving the Outcomes. If all partners are signed on to an Outcome, why do so many needs go unaddressed?

Identifying the Learning

Weaknesses:

- The process requires a lot of work, the large majority of which falls on the already overworked coordinators and staffers.
- The process does a good job identifying gaps and actions to fill those gaps, but many of those actions cannot be met by the GITs, WGs, or MB.
- It is difficult to evaluate progress for those Outcomes which are not quantitative.

Overarching Strength

“There is no failure in adaptive management.”

The SRS process is an overall positive experience.


Overarching Weakness

“Disconnect”

It is unclear who is accountable for what in achieving the Outcomes. If all partners are signed on to an Outcome, why do so many needs go unaddressed?

Identifying the Learning

Suggested Improvements:

- Reduce the paperwork (“bite-able bites”).
 - MB “asks” need to be more specific.
 - MB should specifically list what it can and can’t do.
- 
- We need to do a much better job engaging the PSC for those needs which the MB cannot meet.
 - Identify “champions” to lead addressing unmet needs.
 - Logic & Action Plans should only list those actions which the GITs and WGs can meet.

Overarching Strength

“There is no failure in adaptive management.”

The SRS process is an overall positive experience.

Overarching Weakness

“Disconnect”

It is unclear who is accountable for what in achieving the Outcomes. If all partners are signed on to an Outcome, why do so many needs go unaddressed?

Roles in Achieving the Outcomes

Common themes:

- Roles description in GovDoc and individuals' perception of their own roles differ sometimes
Some roles are undefined or “blurry”
- MB members are well prepared for meetings, but some MB members are unfulfilled in role; MB roles may not be aligned with ability/authority to make decisions, actualize change
- Some GIT/Wrkgrp chairs feel more committed to reaching outcomes than some signatories

Overarching

Roles are generally well defined and understood, but there is room for some clarifications and education.

Roles in Achieving the Outcomes

CBP Staff Roles:

- Staffers often take on a majority of SRS work: facilitation, coordination, process
- Staffers well positioned to do that work and understand process better than workgroups, BUT, pulled in too many directions, spend too much time on process, not enough on implementation
- Inconsistent across GITs and workgroups

Overarching

The Staffers are doing great and important work, but they're asked to take on more of the SRS process work than perhaps they should.

Roles in Achieving the Outcomes

Possible Refinements:

- GovDoc should be updated to include all relevant roles.
- Could modify MB composition or make more concerted effort to pull in partner experts when needed.
- More dialogue needs to occur before the QPM.
- Implementors may need to have better defined roles
- Engagement in outcome work needs to be addressed.

Overarching Message

“Our discussion on roles was important and we need to continue so we can improve effectiveness.”

Our Path Forward

Our Path Forward

Who is responsible for the attainment of outcomes?

Our Path Forward

What is the MB response when they are unable to remove identified barriers?

Our Path Forward

How do we prepare for the fall PSC meeting?

Our Path Forward

How can we improve the SRS meeting materials (logic and action plan, narrative, presentation)?

Wrap Up

An aerial photograph of a large body of water, likely a lake or reservoir, with several large, irregular islands covered in dense green vegetation. The water is a deep blue. In the background, there are green fields, some with trees, and a few small buildings. The text "Thank you for your support and participation!" is overlaid in a dark blue font on a semi-transparent white background in the center of the image.

Thank you for your support
and participation!