



Indicator Framework

SUPPORTING THE CHESAPEAKE BAY PROGRAM INTO THE FUTURE

Purpose of Today's Meeting

RECOMMENDED DECISIONS

- ▶ Adopt recommended update of CBP Indicators Framework
- ▶ Approve Indicators Management Process (as outlined in Whitepaper)
- ▶ Direct STAR to re-launch the Status & Trends Workgroup to implement the CBP Indicators Framework in coordination with GIT leads and STAC

Agenda → Summarizing Our Work

- I. Background
- II. New CBP Indicators Framework
- III. Indicators & Adaptive Management
- IV. Communicating our Work
- V. Managing Indicators
- VI. Next Steps
- VII. Review Decisions



I. Background

GETTING ON THE SAME PAGE

IF–Action Team Mission & Objectives

Mission: To recommend an Indicators Framework to the Mgmt. Board by Sept. 2015.

1. **Revise Indicators Framework (IF)** to better support our work, and
 - a. Align indicators to the Agreement;
 - b. Support adaptively managing; and
 - c. Communicate progress.
2. **Support transparency efforts** with Independent Evaluator (described in Chesapeake Bay Accountability and Recovery Act).
3. **Establish process** to approve and update new indicators, and adjust framework as needed.

Re-Cap of Need

- ▶ Current Indicator Framework 10 years old.
 - ▶ Based on the Chesapeake 2000 commitments and focused on communication to the public.
- ▶ Framework has not kept current with numerous Bay Program changes.
 - ▶ e.g., Bay TMDL, Executive Order, Decision Framework, Bay Watershed Agreement.
- ▶ Better alignment needed with Chesapeake Bay Program work, specifically adaptive management support.

A Few Definitions

Outcome

- ▶ What is specifically sought to be achieved. Progress toward an outcome is determined through the use of measurable indicators.

Indicator

- ▶ A summary measure that provides information on the state of, or change in, the system that is being measured.

Metric

- ▶ The measured value(s) used to assess specific indicators. It defines the units and how the indicator is being measured.

Indicator Framework

- ▶ A conceptual **model** that demonstrates the **relationships** between and describes how indicators will be used.

Old Indicators Framework

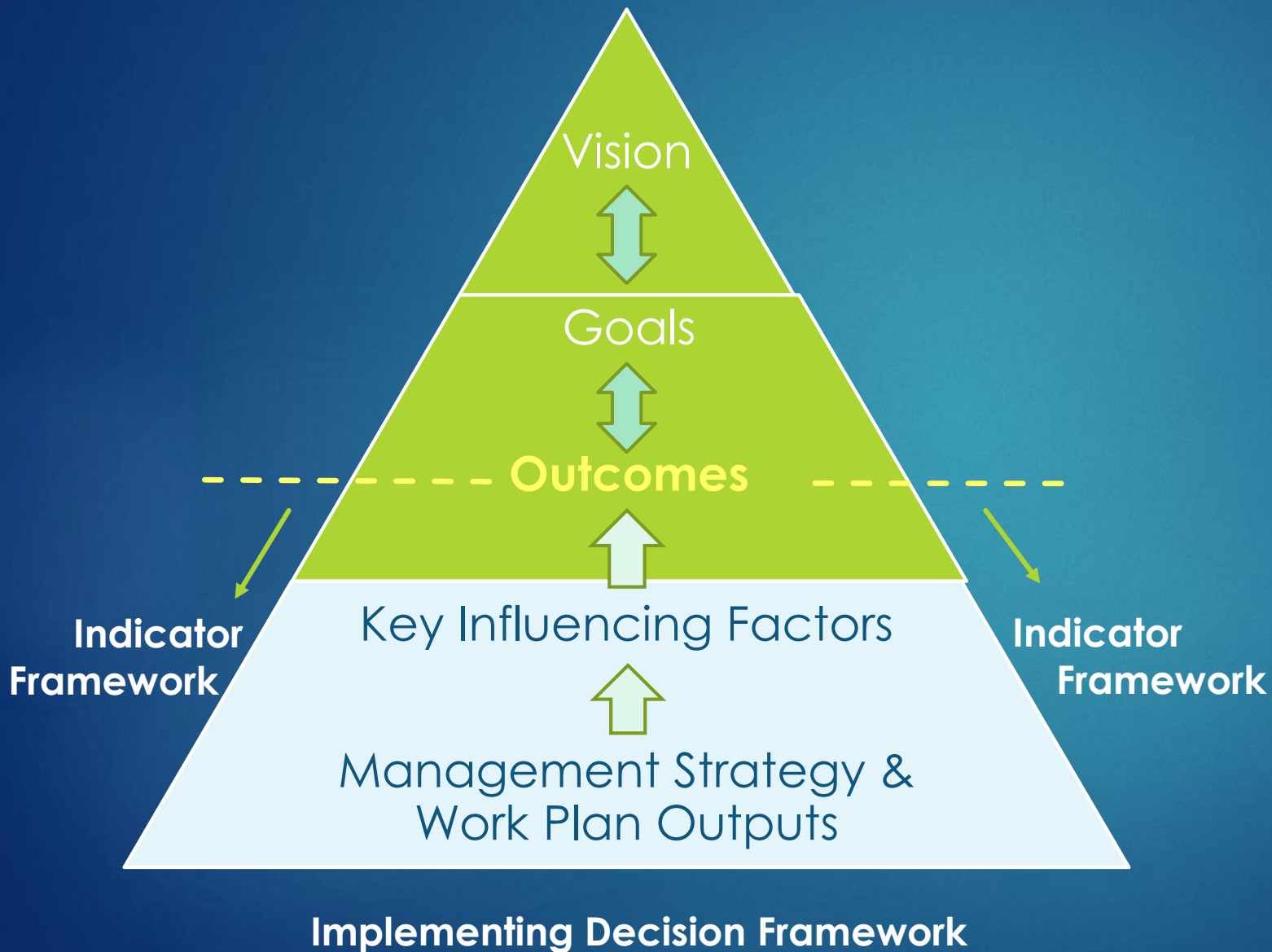
	Chesapeake Bay & watershed restoration	Chesapeake Bay & watershed stressors	Chesapeake Bay ecosystem health
Overarching Indices			
Top level indices			
Reporting Indicators & Indices			
Diagnostic-detailed Indicators			



II. New CBP Indicators Framework

ALIGNS WITH THE CHESAPEAKE BAY WATERSHED AGREEMENT

Aligning with the Agreement



FINDING: The NEW Indicators Framework is **ALIGNED** with the Agreement at the Outcome level.

Agreement GOALS that support achieving the **VISION** flow from the Vision and are aligned with the mission of the CBP.

Agreement OUTCOMES are those aligned with the CBP mission, programs and resources and support achieving the Goal.

Outcomes are achieved through implementing the Decision Framework.

3 Basic Types of Information Needed to Implement Decision Framework

- ▶ What KEY influencing factors are impacting achievement of outcome? → **INFLUENCING FACTORS**
- ▶ Are we doing what we said we would do in our work plans and strategies? → **OUTPUTS**
- ▶ Are we achieving the outcome? → **PERFORMANCE**

Putting it together





Vision

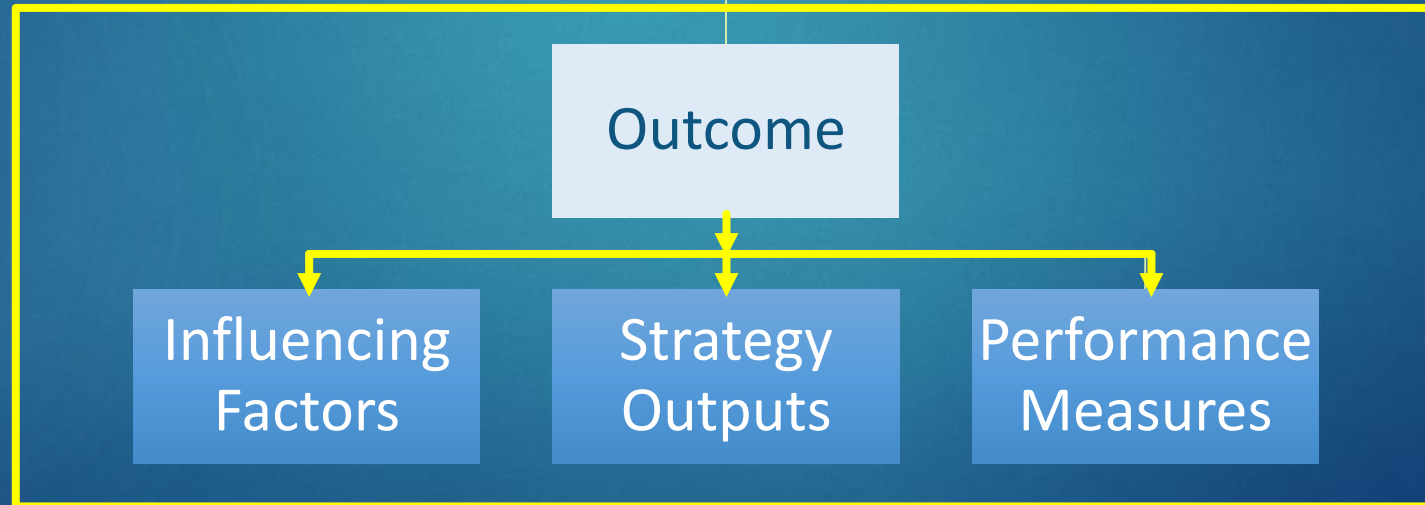
Goal

Outcome

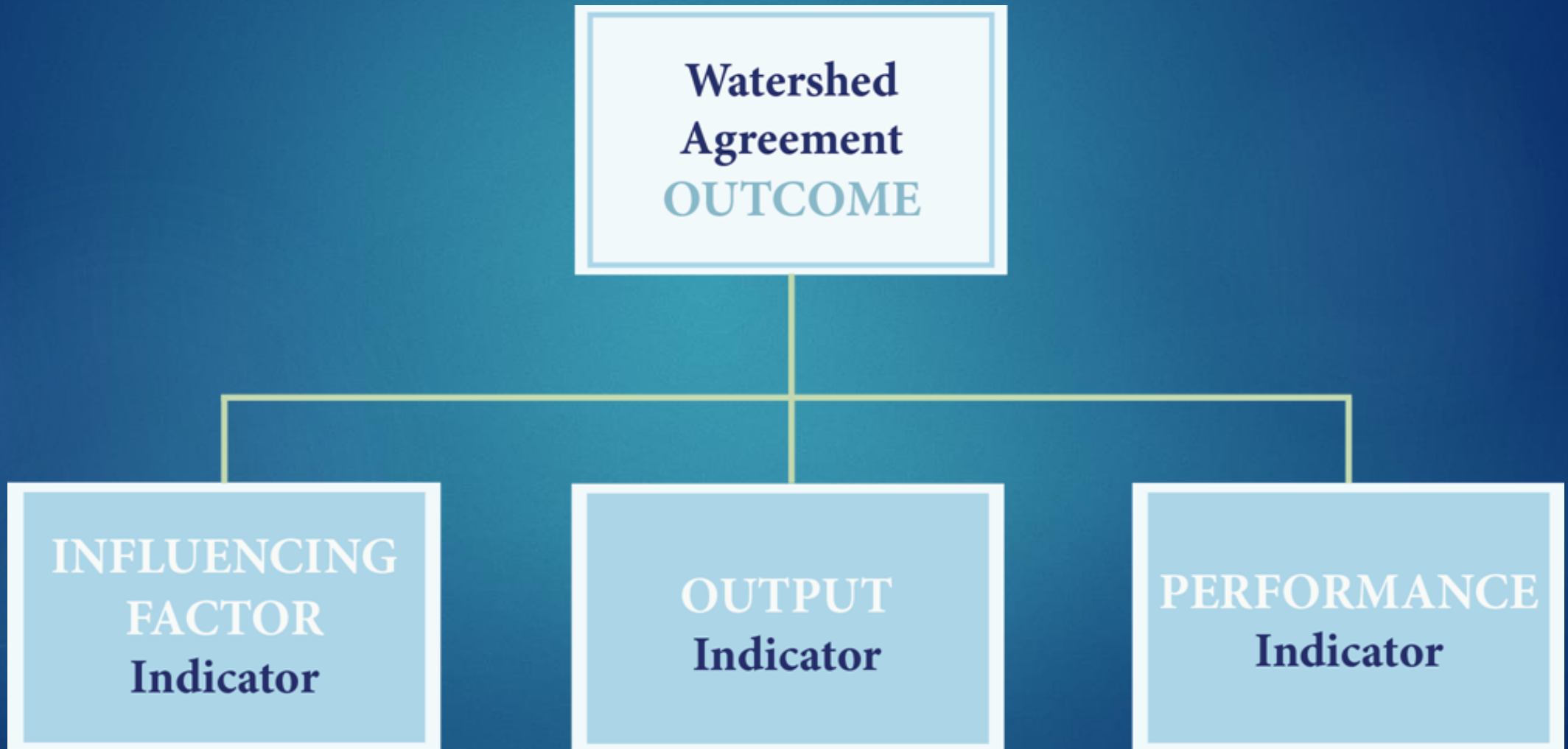
Influencing
Factors

Strategy
Outputs

Performance
Measures



Indicators Framework



Using the Framework, where do we stand?





Finding: Our current suite of indicators only *partially support* tracking performance & achievement of the Vision, Goals, and Outcomes of the Agreement.

At the most basic level of tracking performance...



We have **established** indicators to track progress toward 9 outcomes.

We are **developing** indicators to track progress toward 13 outcomes.

Another 9 outcomes **without** any performance indicators.

Outcomes with Established Performance Indicators

- ▶ Blue Crab Abundance and Blue Crab Management
- ▶ Fish Passage
- ▶ Submerged Aquatic Vegetation (SAV)
- ▶ 2017 and 2025 Watershed Implementation Plans (WIPs)
- ▶ Water Quality Standards Attainment and Monitoring
- ▶ Protected Lands
- ▶ Public Access

Outcomes with Performance Indicators Under Development

- ▶ Oyster
- ▶ Brook Trout
- ▶ Stream Health
- ▶ Wetlands
- ▶ Black Duck
- ▶ Forest Buffer
- ▶ Healthy Watershed
- ▶ Tree Canopy
- ▶ Toxic Contaminants Policy and Prevention
- ▶ Citizen Stewardship
- ▶ Student
- ▶ Sustainable Schools
- ▶ Environmental Literacy

Outcomes **without** Performance Indicators

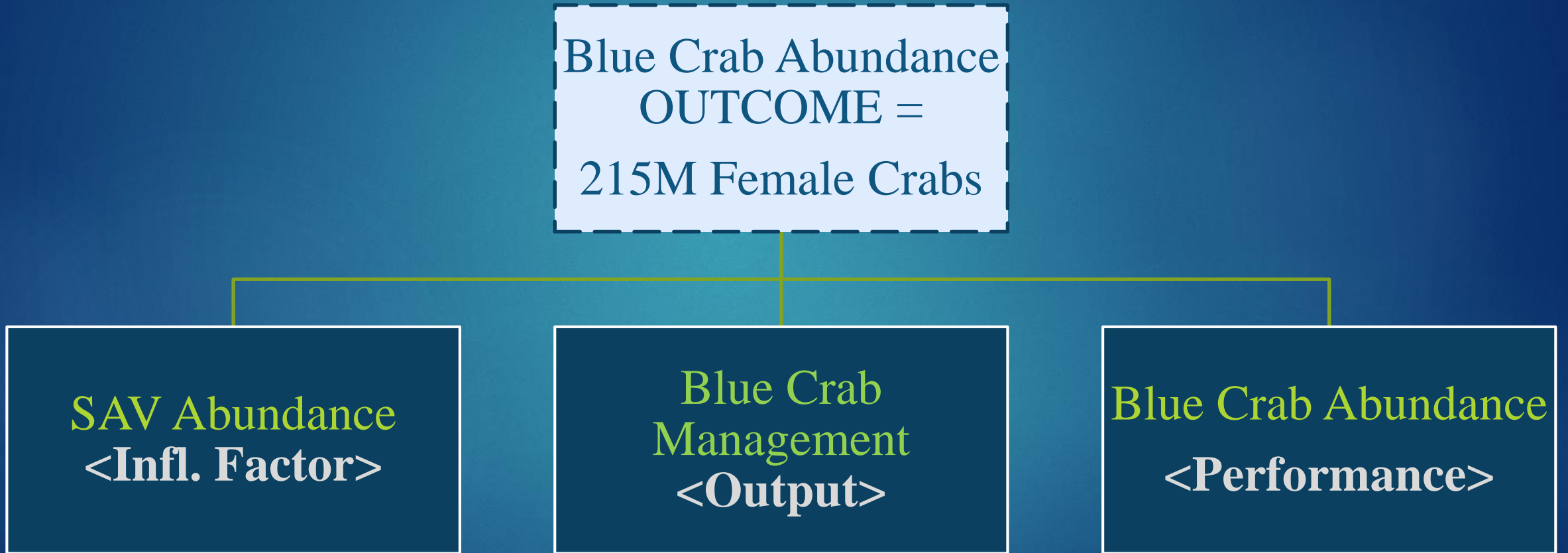
- ▶ Fish Habitat
- ▶ Forage Fish
- ▶ Toxic Contaminants Research
- ▶ Local Leadership
- ▶ Diversity
- ▶ Land Use Methods and Metrics Development
- ▶ Land Use Options Evaluation
- ▶ Climate Monitoring and Assessment
- ▶ Climate Adaptation

That tells us about performance.

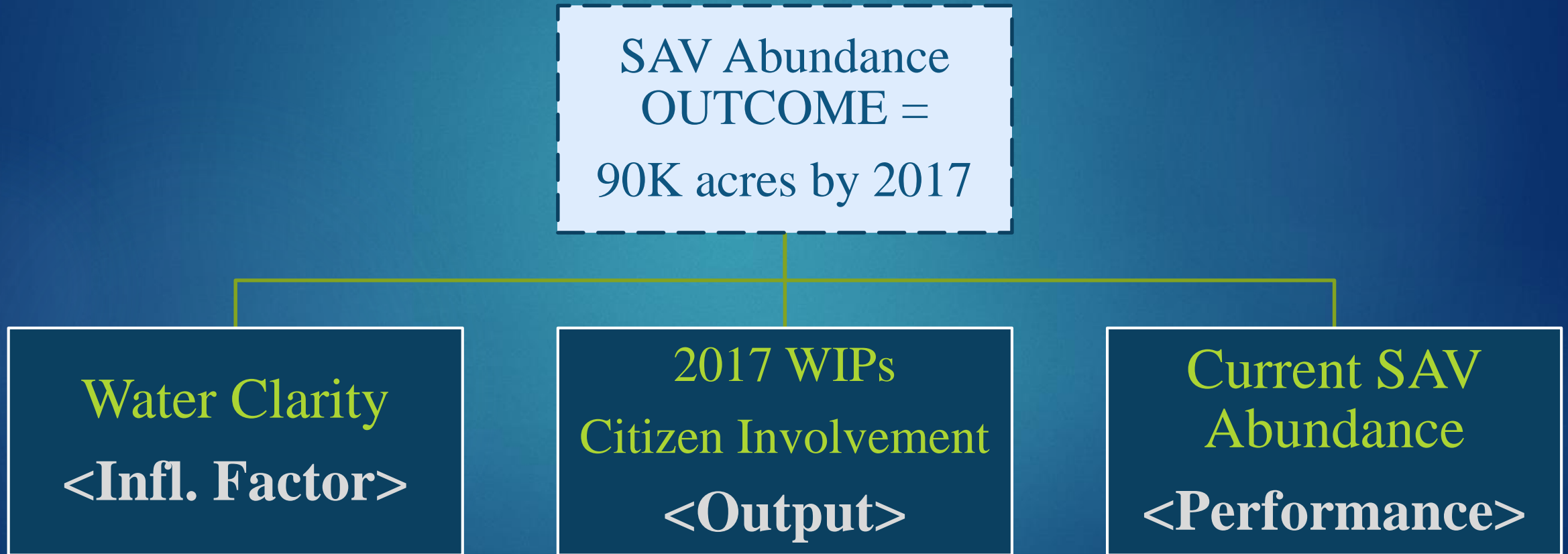


Where can we find information about influencing factors and outputs?

We need to look to our suite of indicators.



Supports cross-outcome connections



Framework helps identify gaps...

Blue Crab Mgmt.
OUTCOME =
Eval/Estab Framework
by 2018

Improved Harvest
Data

<Infl. Factor>

Revised Stock
Assessment

<Output>

Blue Crab
Management

<Performance>

And what about adaptive management?





III. Indicators & Adaptive Management

SUPPORTING ADAPTIVE MANAGEMENT

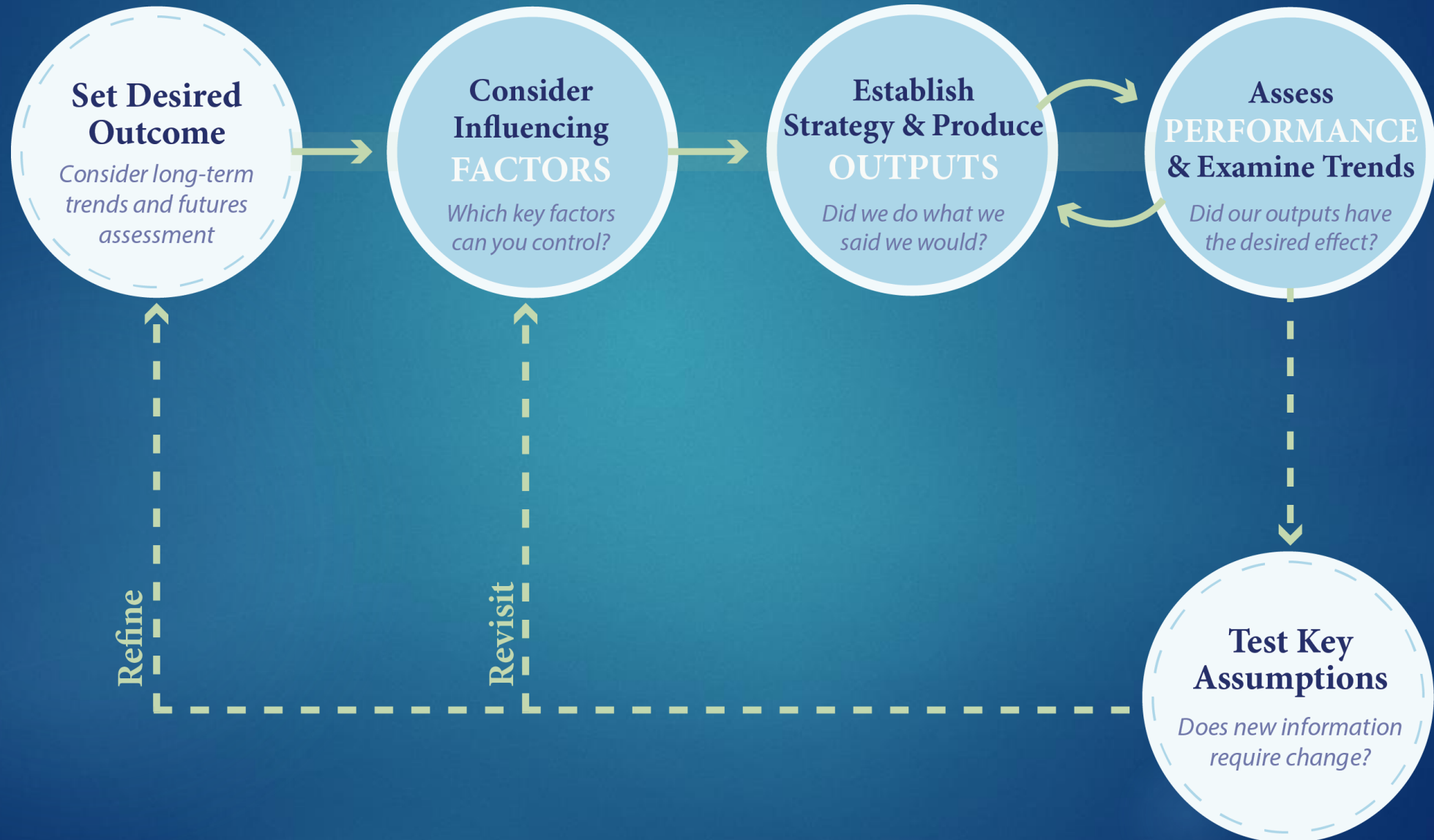


Finding:

Indicators are most effective when we understand how they support and relate to the Decision Framework.

→ *To support adaptive management, we need information about environmental success and information about activities and factors that support environmental success.*


Using Indicators in Simplified Decision Framework





IV. Communicating Our Work

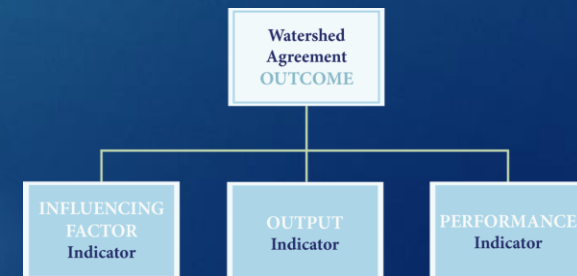
TRANSPARENT AND ACCOUNTABLE



Finding: *There are **key** types of information we need to communicate how we're doing, what we're doing and why we're doing it.*

CBP Indicators Address 3 Basic Types of Information

- ▶ What KEY influencing factors are impacting achievement of outcome? → **INFLUENCING FACTOR**
- ▶ Are we doing what we said we would do? → **OUTPUT**
- ▶ Are we achieving the outcome? → **PERFORMANCE**





ChesapeakeProgress will have all indicator **types** upon launch, but we won't have all types for each outcome.

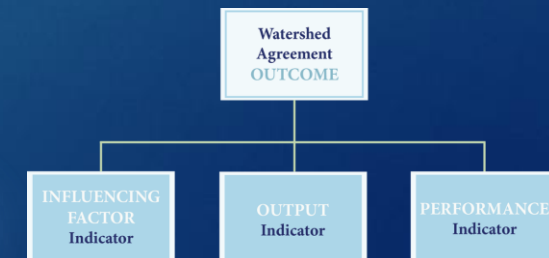
Finding: ChesapeakeProgress supports transparency and accountability and can be used by the Independent Evaluator to report on restoration activities (under CBARA).

Re-cap Objectives 1 and 2

- ✓ **Revise Indicators Framework (IF)** to better support our work, and meet the following goals:
 - ✓ Align indicators to the Agreement;
 - ✓ Support adaptively managing; and
 - ✓ Communicate progress.
- ✓ **Support transparency** efforts with Independent Evaluator.

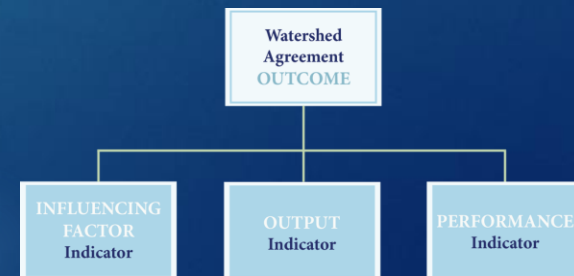
RECOMMENDATION

- ▶ Adopt recommended update of CBP Indicators Framework



V. Managing Indicators

CRADLE TO GRAVE





Finding: *Indicators approval process requires coordination among GLTs, Status and Trends Workgroup, data providers, and Communication Team.*

Indicator Management Process Paper

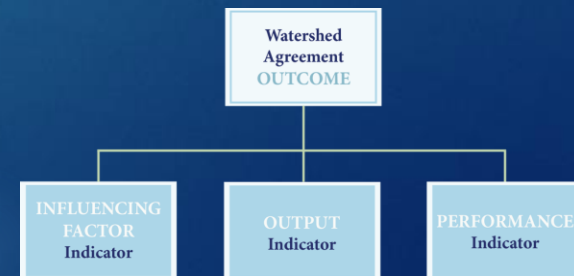
DESCRIBES CURRENT PROCESS

- ▶ Includes steps for:
 - ▶ Recommending a new indicator
 - ▶ Updating current indicator
 - ▶ Archiving an out-of-date indicator

Recommendation: Approve Indicator Management Process articulated in attached Whitepaper.

VI. Next Steps

CONTINUING INDICATOR DEVELOPMENT WORK

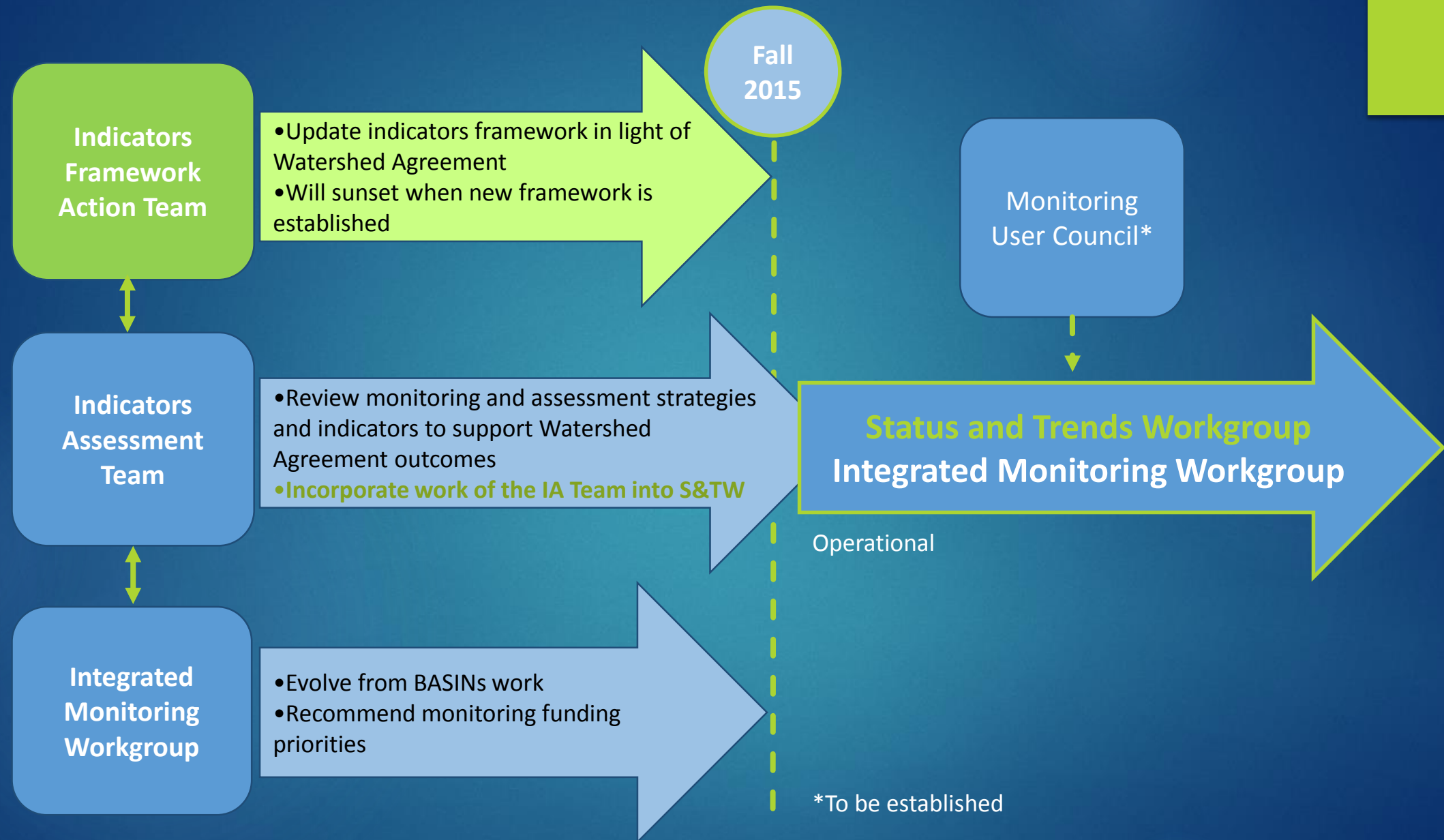




Recommendation: Re-start STAR Status and Trends Workgroup.

Mission: Enforce the integrity of the Indicators Framework. Ensure up-to-date indicators for Partnership products. Foster cross-outcome collaboration.

Recommended membership: GIT reps., GIS, Indicator Coordinator, Monitoring reps., STAR Analyst, Communications, ChesapeakeStat rep.



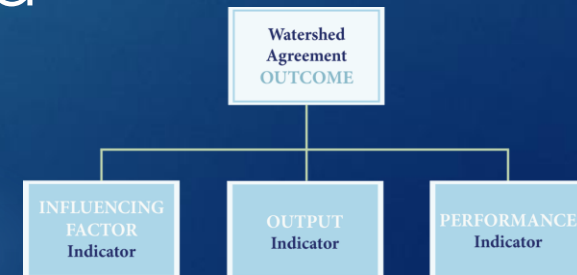
VII. Review Decisions

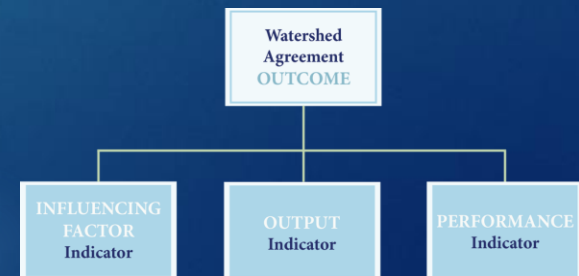
TO RE-CAP

Review Decisions

DECISIONS

- ✓ Adopt recommended update of CBP Indicators Framework
- ✓ Approve Indicators Management Process (as outlined in Whitepaper)
- ✓ Direct STAR to re-launch the Status & Trends Workgroup to implement the CBP Indicators Framework in coordination with GIT leads and STAC.





Membership

- ▶ Rich Batiuk (OSAI)
- ▶ Carin Bisland (OPA, GIT6)
- ▶ Mark Bennett (STAR)
- ▶ Bill Dennison (STAR)
- ▶ Melinda Ehrich (STAR)
- ▶ Margaret Enloe
(Communications Team)
- ▶ Jennifer Gundersen (BAT)
- ▶ Catherine Krikstan (Comm.
Workgroup, ChesapeakeStat)
- ▶ Scott Phillips (STAR)
- ▶ Guy Stephens (Web Team,
ChesapeakeStat)
- ▶ Peter Tango (STAR)
- ▶ Doreen Vetter, Chair (GIT6,
ChesapeakeStat)
- ▶ Denice Wardrop (STAC)
- ▶ John Wolf (STAR, GIS Team)



DOREEN VETTER, CHAIR, INDICATORS FRAMEWORK ACTION TEAM