



pennsylvania
DEPARTMENT OF ENVIRONMENTAL
PROTECTION



Chesapeake Bay Program Office

Pennsylvania's Phase 3 Watershed Implementation Plan

The Principal's Staff Committee Meeting

May 9, 2019

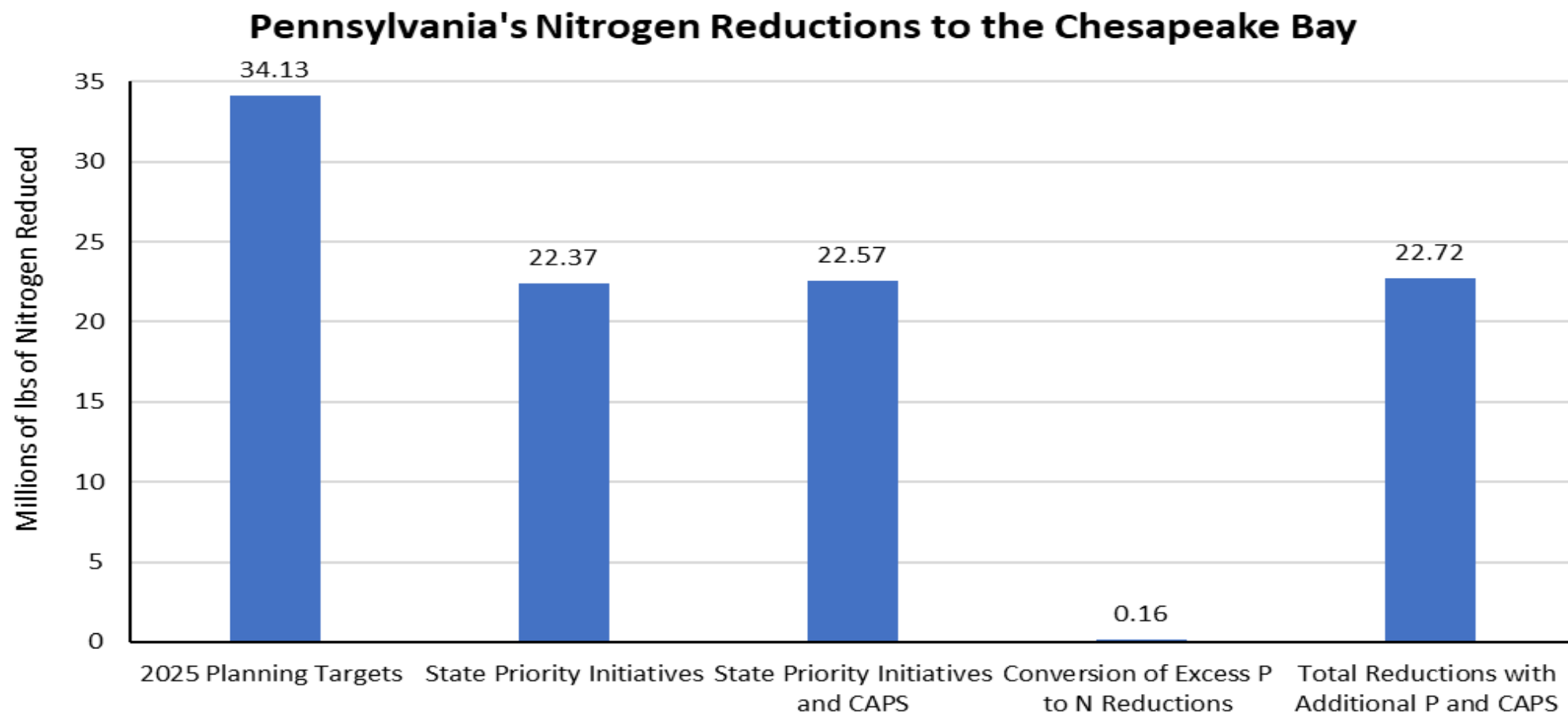
Richmond, VA

Healthy Waters, Healthy Communities



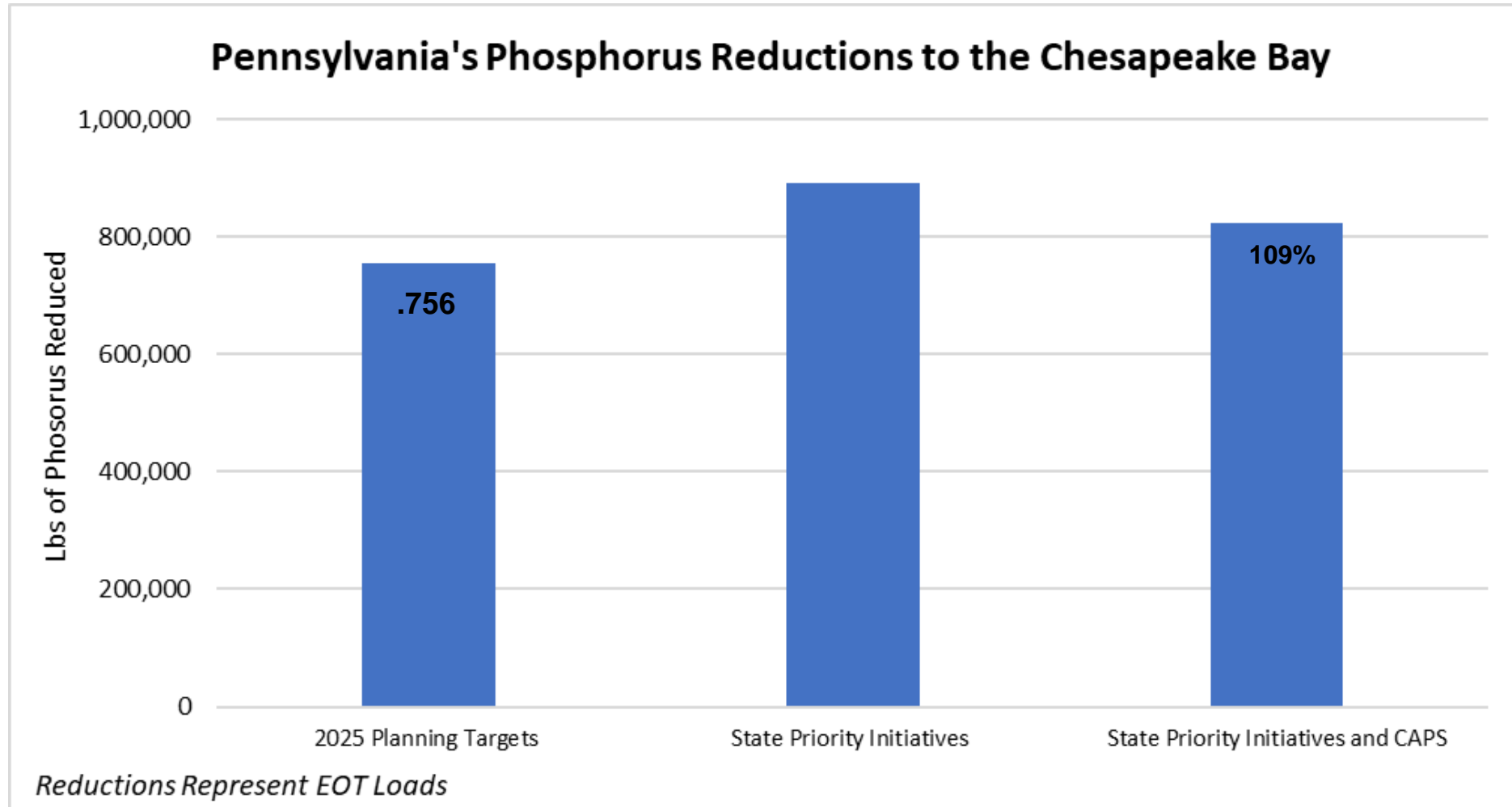
Clean water:
Great for PA
Good for the Bay

Pennsylvania's Planning Targets -- Nitrogen



Reductions Represent EOT Loads

Pennsylvania's Planning Targets -- Phosphorus

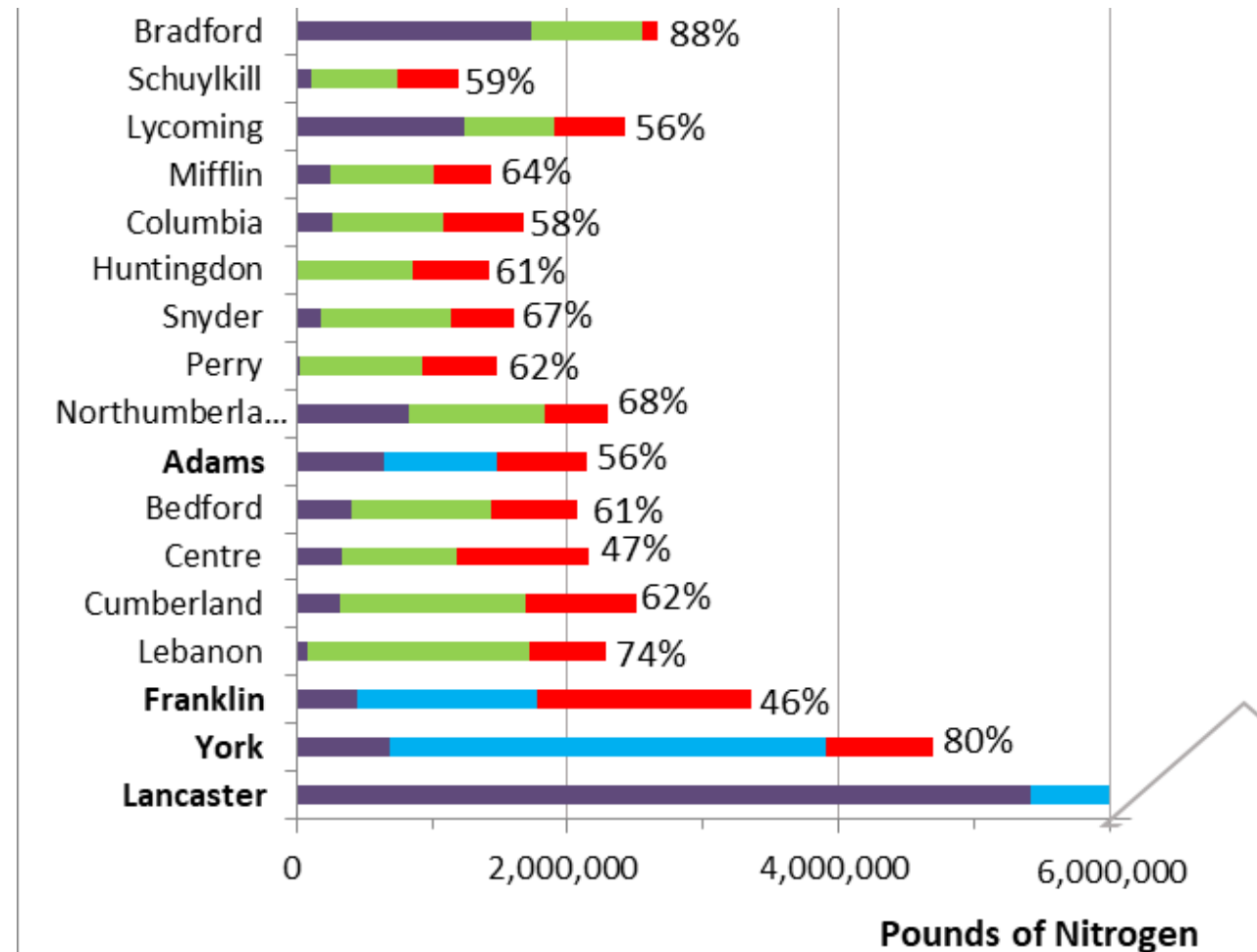


Local Planning Goals and the State Planning Targets

This bar chart shows how the State Priority Initiatives or Actions merge with the Countywide Action Plans.

The **purple bar** represents the nitrogen reductions since 1985. The **green bar** represent the State Priority Initiatives numeric commitments. The **blue bar** represents a completed Countywide Action Plan. The **red bar** represents the remaining gap between the county plan and the 2025 goal.

Zoomed in portion of graph



State Priority Initiatives, Numeric Commitments , Cost and Reductions

Statewide Workgroup Recommendation	Nitrogen Reduction (to Pennsylvania Streams)	Phosphorus Reduction (to Pennsylvania Streams)	Estimated <u>Annual</u> Cost for Practice Implementation ²
Agriculture			
Total	28,572,000	1,790,000	\$313,140,000
Agriculture Compliance	7,381,000	251,000	\$33,105,000
Soil Health	7,337,000	298,000	\$32,980,000
Expanded Nutrient Management	755,000	34,000	\$20,853,000
Manure Storage Facilities	7,167,000	300,000	\$214,042,000
Precision Feeding	604,000	61,000	(-\$1,687,000)
Integrated Systems for Elimination of Excess Manure	1,230,000	101,000	\$4,666,000
Grassed Riparian Buffers	4,098,000	747,000	\$9,183,000
Stormwater¹			
Total	296,000	39,250	\$78,552,000
Meet Current MS4 Permit Requirements	179,000	34,000	\$74,033,000
New Riparian Forest Buffers	7,000	1,000	\$68,000
Residential Pools and Car Washing	3,000	150	\$898,000
Industrial Stormwater	2,000	100	\$3,553,000
Fertilizer Legislation	105,000	4,000	TBD
Recommendations for the 2023 MS4 Permit ¹	TBD	TBD	TBD
Forestry			
Total	7,681,000	1,029,000	\$67,701,000
Forested Riparian Buffers	7,445,000	993,000	\$41,439,000
Tree Canopy	180	10	\$5,400
Woods and Pollinator Habitat	86,000	5,300	\$1,046,000
Forest, Farm, and Natural Areas Conservation	TBD	TBD	TBD
Stream and Wetland Restoration	147,000	29,000	\$27,303,000
Total State Priority Initiatives (to Pennsylvania Streams)	33,239,000	2,123,000	\$459,393,000

Programmatic Commitments -- Highlights

- Legislative, Regulatory, Programmatic Enhancements
 - Options for a Dedicated Funding Source
 - Fertilizer Bill, Revisions to Clean Streams Law
 - One-Stop-Shop for Technical Assistance, Block Grants
- Under-reported Practices – Tracking and Verification
 - Data Management System
 - BMP Verification
- Programs Not Currently Credited

Phase 3 WIP, Agency and External Personnel Resource Needs

	Number (FTE's)		Cost (Annual)	
	Existing	New	Existing	New
Total (Agency Resources)	32.5	79.5	\$3,597,645	\$8,389,982
Total (External Resources)	93	109	\$9,361,502	\$5,774,467
TOTAL	125.5	188.5	\$12,959,147	\$14,164,449
GRAND TOTAL	312		\$26,483,596	

➤ Current Funding is NOT Enough

HAVE	Existing Resources 2018	\$ 216,142,282
	Existing Staff Resources	\$ 12, 959,147
	Total	\$ 229,101,429
NEED	Statewide WG Practices	\$ 459,393,000
	Statewide WG Staffing	\$ 26,483,596
	Total	\$ 485,876,596
Funding Gap (Annual)		\$ 256,775,167

Reductions from Federal Facilities

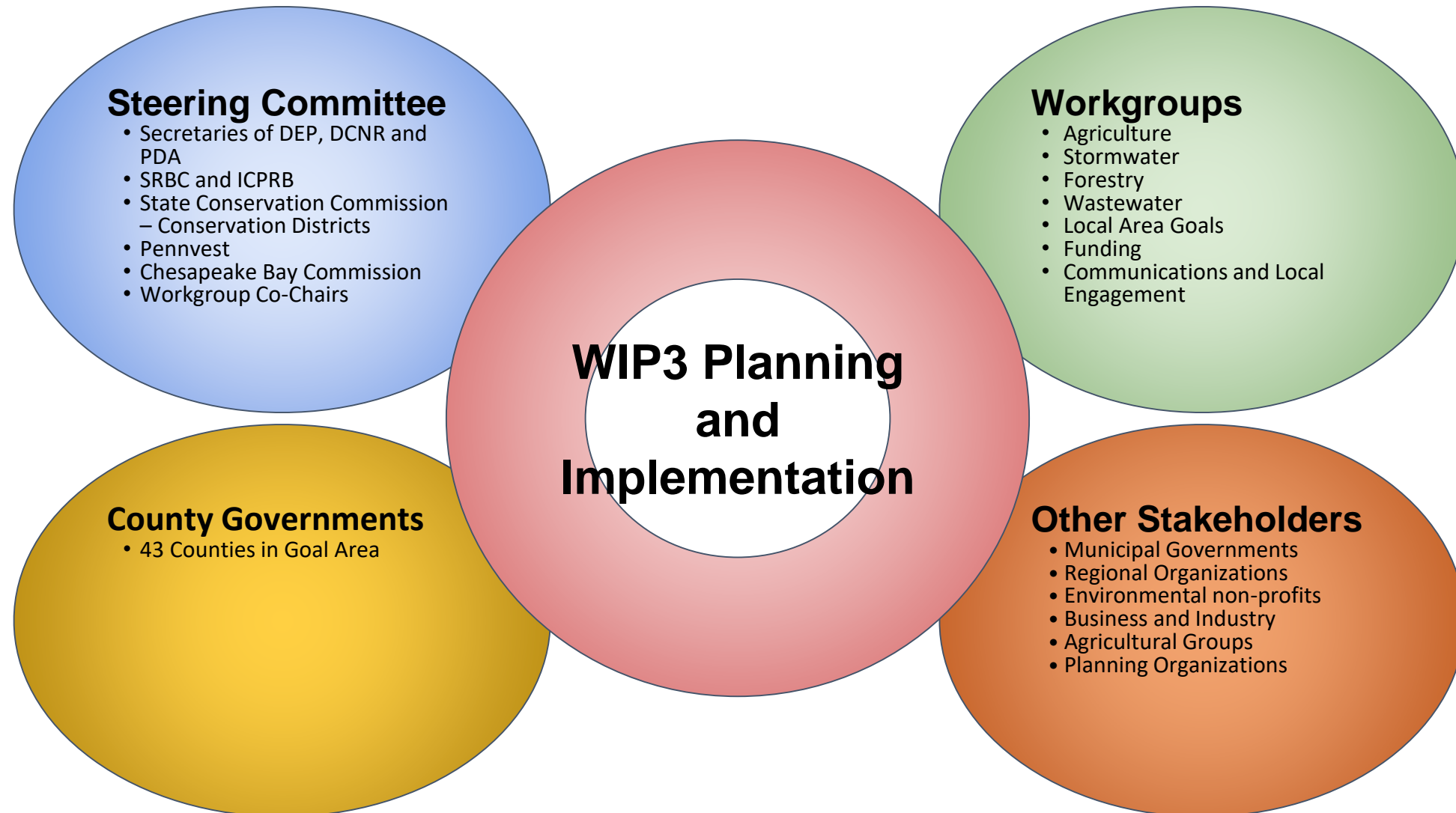
- 24 Counties Have Federal Facilities

Agency	Nitrogen Planning Goal (pounds)	Phosphorus Planning Goal (pounds)
Department of Defense	88,613	8316
National Park Service	8515	977
US Fish and Wildlife Service	214	23
General Services Administration	15	1
TOTAL	97,358	9,316

Federal Facility Engagement -- Issues

- Federal Facility Reduction Plans
 - Resolution of Planning Goal Methodology
- BMP Verification
 - NRCS – Section 1619

Local Engagement



Phase 3 WIP Implementation

- DEP/DCNR/PDA Communications Office – Message Development
 - DEP StoryMap
 - Success stories, videos, etc.
 - Materials for youth
- C & E Workgroup
 - Help with message delivery



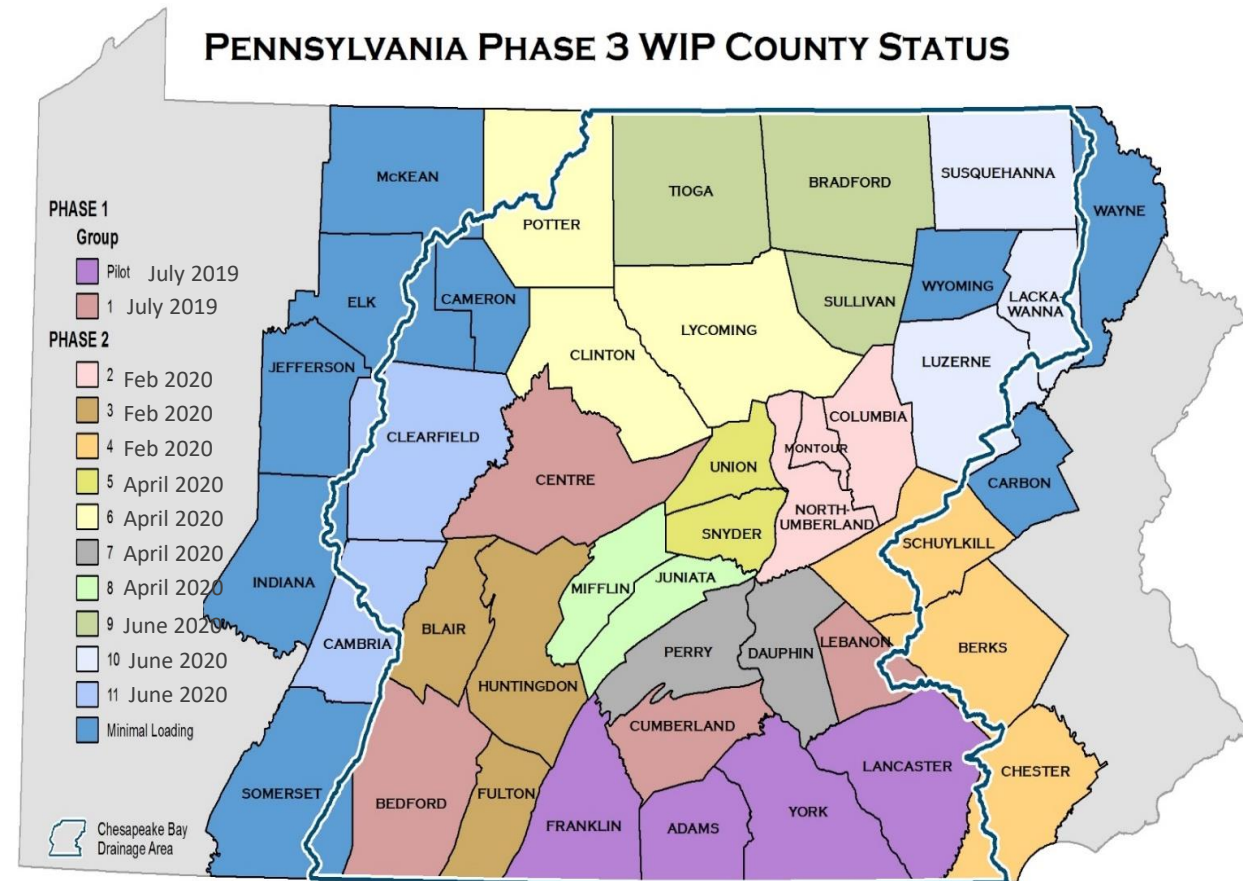
Phased Plan Implementation

Phase 1 (Begins July 2019 and lasts 6 to 8 months)

- Efforts in this phase are focused on the eight Tier 1 & 2 counties that make up 54% of PA's nutrient load.
- Actions include:
 - Assist Pilot Counties with transition to Countywide Action Plan implementation.
 - Work with remaining Tier 2 counties develop and implement Countywide Action Plans.
 - Begin outreach to Tier 3 and 4 counties.

Phase 2 (Begins February 2020 and lasts 6 to 8 months)

- Efforts in this phase are focused on the thirty-five Tier 3 & 4 counties that make up 46% of PA's nutrient load.
- Actions include:
 - Assist Pilot and Tier 2 counties with Countywide Action Plan implementation.
 - Break Tier 3 and 4 counties in to regional groupings based on existing partnerships.
 - Work with regional groups to help Tier 3 and 4 counties to develop and implement Countywide Action Plans.



Accounting for Growth

- . Pennsylvania's Strategy
 - . Forest Conservation Program
 - . Private Forest Management
 - . Wetland Preservation
 - . Farmland Preservation Program

Climate Change Strategy

- Narrative Strategy
- Strategy to Include:
 - Penn State Study
 - Executive Order 2019-1
 - Climate Change Act 2008
 - Alternative Energy Portfolio Standards
 - Finding Pennsylvania's Solar Future
 - Emission Control and Reduction Initiatives
 - Energy Efficiency
 - Climate Change Adaptation and Mitigation Plan

Public Review Process

Draft issued April 12, 2019 – Need your comments!!

- Public comment through June 7, 2019

www.dep.pa.gov/chesapeakebay/phase3

- eComment:

(<https://www.ahs.dep.pa.gov/eComment>)

Presentations to Key Advisory Committees

Opportunities and Challenges

- What challenges and/or opportunities were encountered during Phase III WIP development?
 - Local Engagement, Messaging
- What challenges and/or opportunities remain in finalizing the Phase III WIP by August 9?
 - Getting the Numbers Right, the Calculations Complete
- What challenges and/or opportunities are anticipated during Phase III WIP implementation?
 - Local Engagement, Verification, Tracking and Documenting Progress, Available Resources
- **How can the Partnership assist you with addressing and resolving these challenges and capitalizing on these opportunities?**
 - Continued Technical Support



pennsylvania
DEPARTMENT OF ENVIRONMENTAL
PROTECTION



Chesapeake Bay Program Office

Contact Information:

Veronica Kasi

vbkasi@pa.gov

717-772-4053

Public Comment (April 12 through June 7, 2019)

eComment: (<https://www.ahs.dep.pa.gov/eComment>)

DEP Chesapeake Bay Program Website:

<http://www.dep.pa.gov/ChesapeakeBay>

Phase 3 WIP Website:

www.dep.pa.gov/chesapeakebay/phase3

Sign Up for Participation in Countywide Action Plan

RA-EPChesBay@pa.gov



Clean water:
Great for PA
Good for the Bay