

STAR Structure

Breck Sullivan

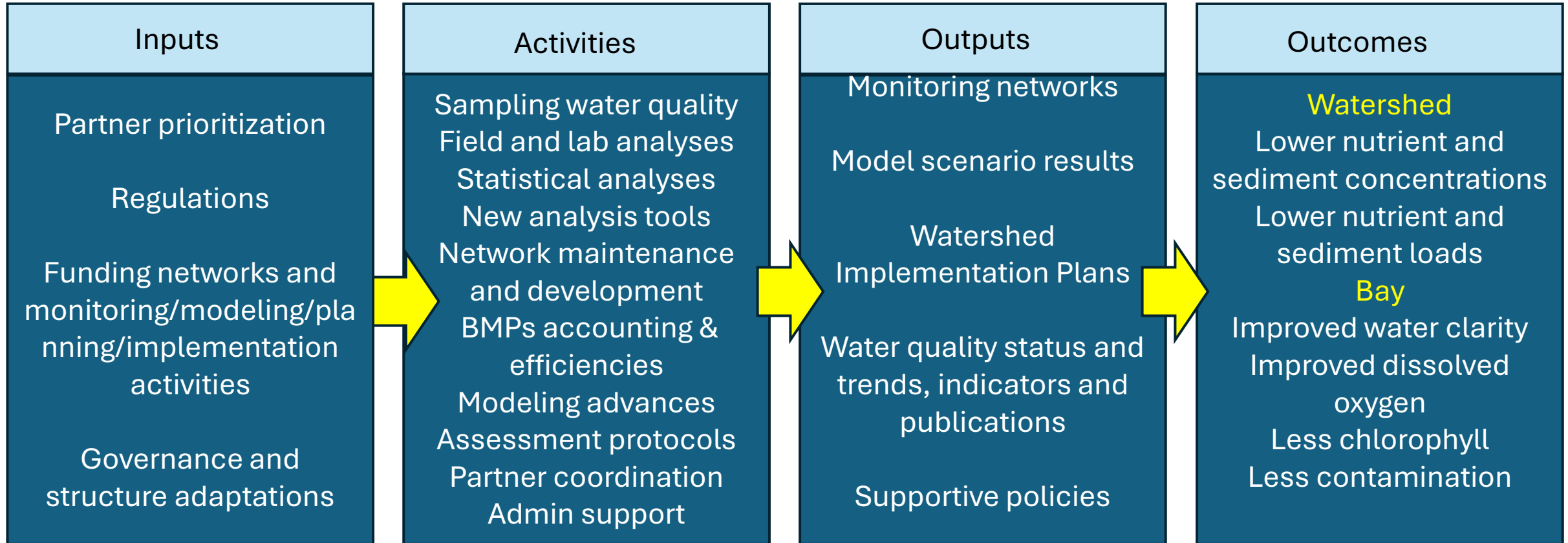
STAR Meeting 4/22/2026

WQSAM under Clean Water Goal Team (CWGT)

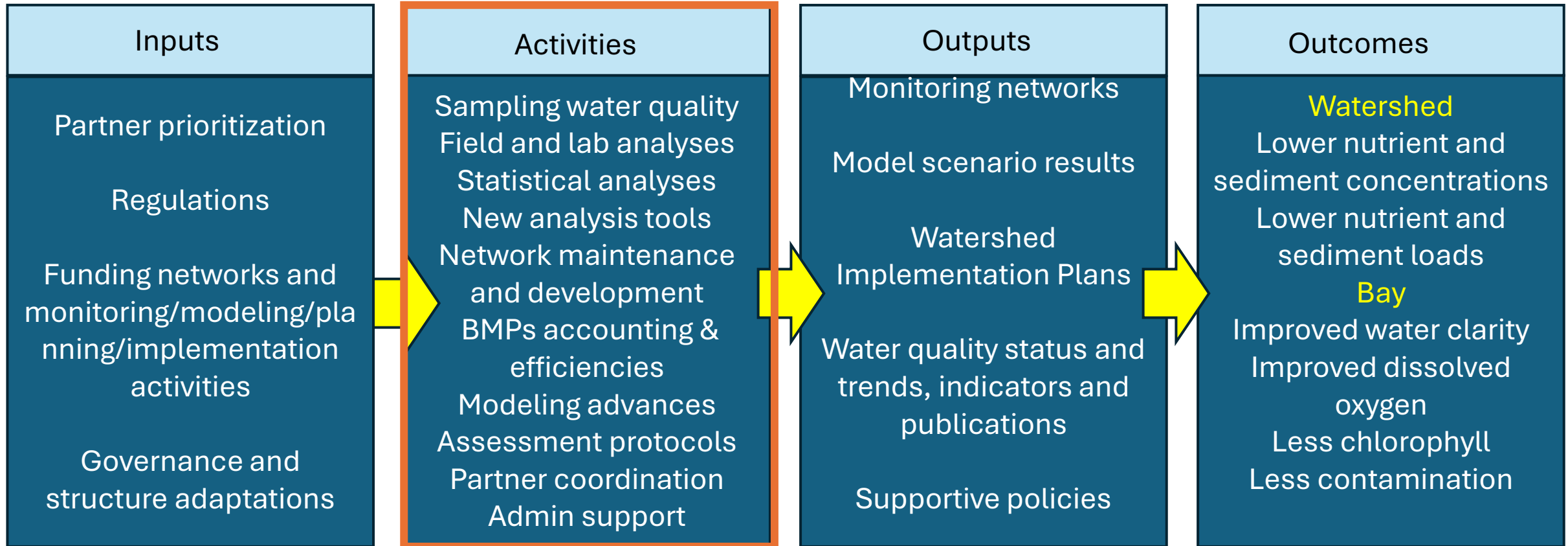
- Background: WQSAM outcome supported by workgroups under STAR
 - Technical work around monitoring, analysis, and assessment
- Future: Workgroups supporting WQSAM sit under CWGT instead of STAR



CWGT: A Logic Model of Work



CWGT: A Logic Model of Work

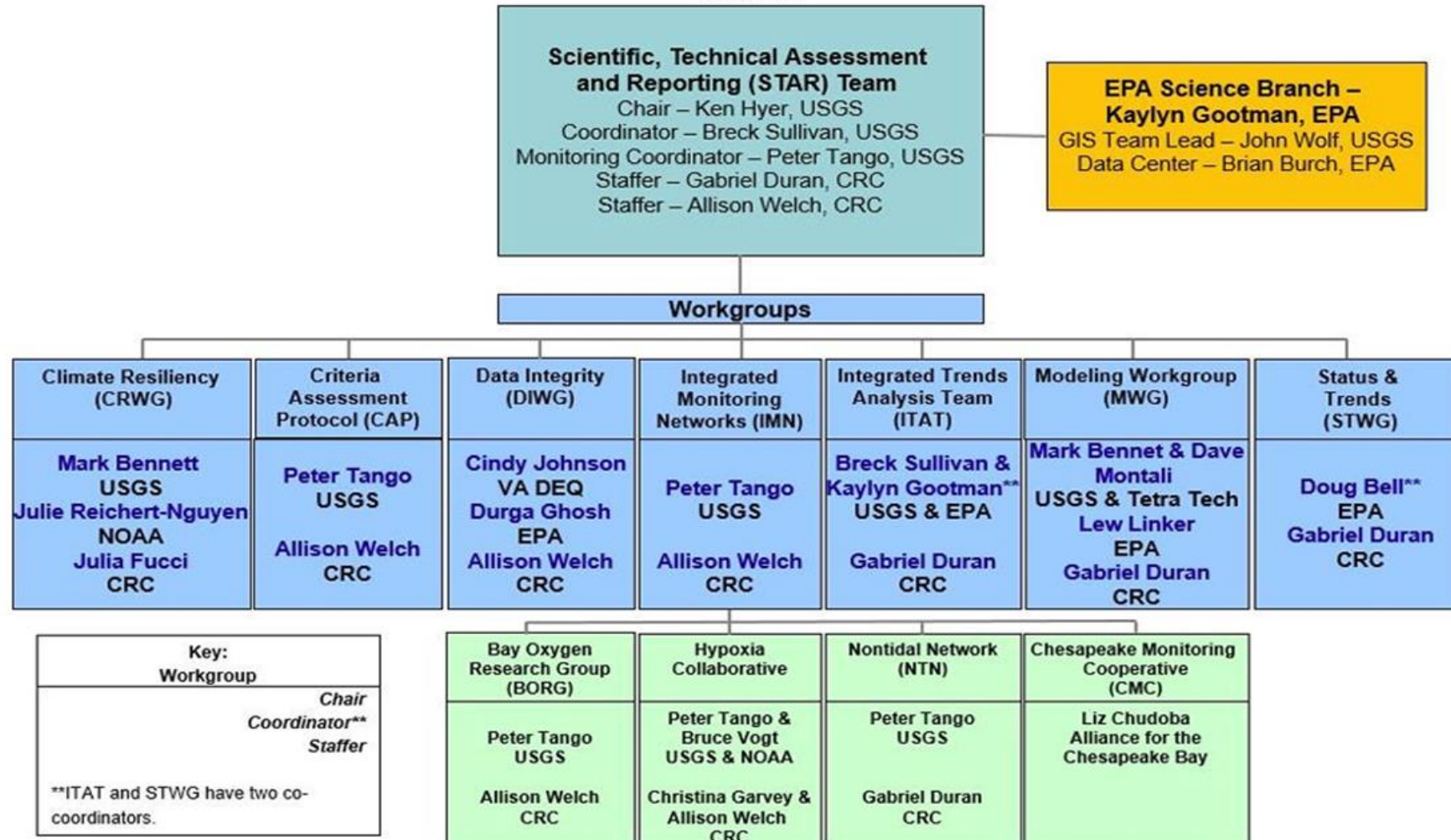


All of these activities can be found in workgroups supporting WQSAM

Current STAR Structure

STAR Organizational Structure and Leadership

03/26/2025



Current STAR workgroups

***Slide provided by CWGT Co-Chairs

Workgroups

- Climate Resiliency
- Criteria Assessment Protocol
- Data Integrity
- Integrated Monitoring Networks
- Integrated Trends and Analysis Team
- Modeling workgroup
- Status and trends

Recommended Change

Keep as is - Move to CW Goal Team

Move to Goal other than CW

Combine/Change

Eliminate

Clean Water Goal Team

***Slide provided by CWGT Co-Chairs

Outcomes:

- Reducing Excess Nitrogen, Phosphorous & Sediment
- Toxic & Emerging Contaminants
- Water Quality, Standards Attainment & Monitoring

Implementation Workgroups are policy focused

Technical Support are the science purists

** Indicates Technical Support Workgroup

Implementation Workgroups

- Agriculture
- Milestones
- Urban Stormwater
- Wastewater Treatment
- Watershed Technical
- Ag Modeling Team
- Toxic Contaminants
- PPAT

Monitoring

- Tidal Workgroup (CAP/ITAT)
- Non-tidal Workgroup (NTN/ITAT)

Technical Support Workgroups

**Modeling workgroup

- **Integrated Monitoring Networks
 - Tidal – (Hypoxia/BORG)
 - NTN
 - SAV
 - Benthics
 - Community Science
- **Data Integrity

Questions to consider with restructure:

- Integrated Monitoring Networks was not functioning well under STAR as an all-encompassing workgroup. It is also not best suited to form a new SAV, benthic, etc workgroup under CWGT. How best to integrate the core monitoring networks while reducing the number of workgroups?
 - Have focused quarterly meetings at CWGT on core monitoring networks – emphasizes importance of monitoring within CWGT, brings together monitoring networks and groups from outside of CWGT that help build out the information
- Integrated Trends Analysis Team (ITAT) is a technical group and does not fit with implementation workgroups. How best to continue the work of ITAT?
 - Separate workgroup among the technical support workgroups
 - Combine with Hypoxia Collaborative and BORG and have focused meetings every few months
 - Separate workgroup with Hypoxia and BORG as action teams reporting to ITAT

Questions to consider with restructure:

- What is the difference between the NTN implementation workgroup and the NTN technical workgroup? How can we best serve both or potentially have focused agendas on the different topics?
- Does Chesapeake Monitoring Cooperative want to stay on somewhere within the CBP organization chart? Or recognize them as part of the partnership that supports the work we are doing and include them in relevant and important discussions at CBP meetings?
- Structure is one factor, but how do we best represent and operationalize the flow of information and interaction needed to be effective?
 - Ex. CAP WG draws from information from Fisheries and SAV, Modelers draw from Land Use Scientists and Estuary scientists
 - How to best to have the “think-tank” of the now CWGT workgroups pull what it needs from the CBP workgroups and partners and vice versa.

**Others we should consider and bring to
Clean Water Goal Team for discussion?**

Clean Water Goal Team Structure

- Presenting the proposed structure at the CWGT meeting Monday, April 27th
 - Looking for feedback at the meeting to help finalize structure in May

