

# Responding to the PSC Request to Improve the CBP Monitoring Networks

Peter Tango, Scott Phillips, and Lee McDonnell

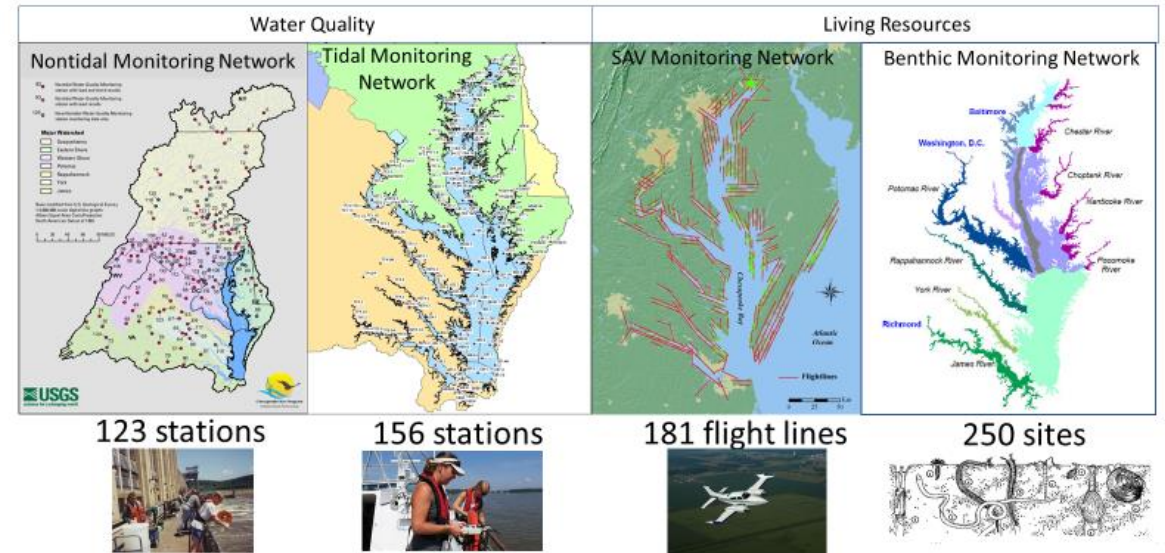
STAR meeting

March 25, 2021

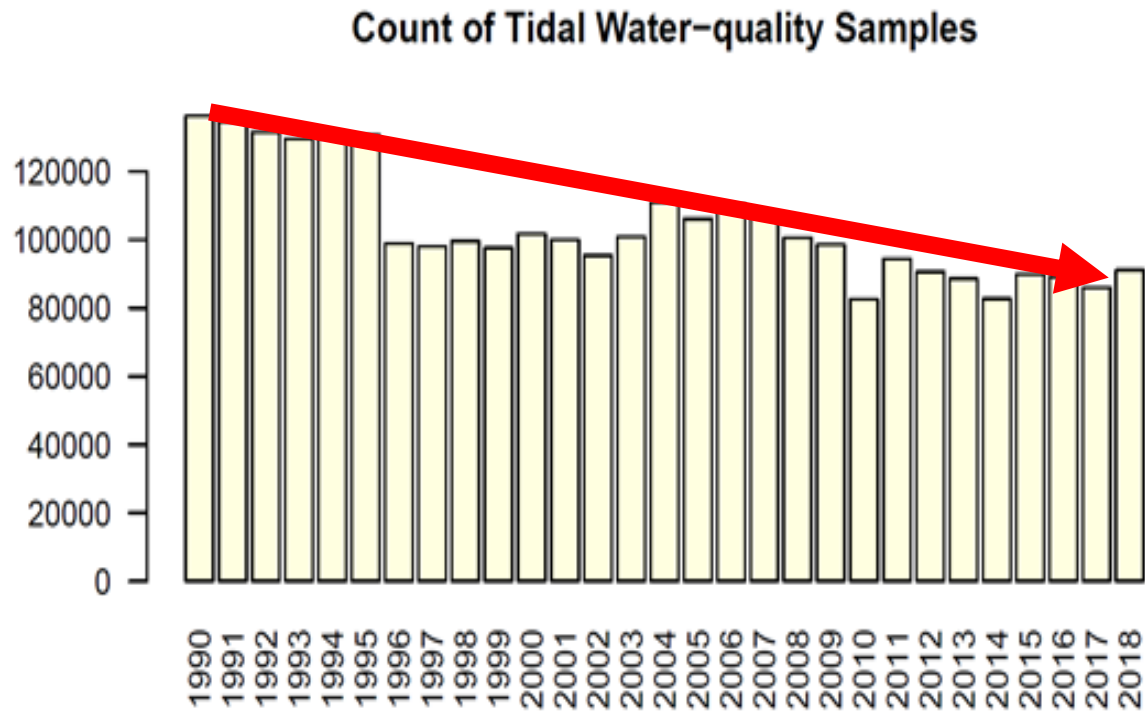
# Monitoring Presentation to the Principal Staff Committee

- Lee McDonnell provided monitoring presentation March 2
- Help them better understand CBP budget and funding for monitoring
- CBP networks:
  - Tidal water quality
  - Nontidal nutrients and sediment
  - SAV
  - Benthic organisms
  - Citizen Monitoring
- Current Funding:
  - CBP \$5M and partners >\$7M

CBP Partnership Monitoring Networks: Annual Monitoring



# Chesapeake Bay Monitoring Program Capacity Status?



## Traditional Monitoring Program Capacity: Good/**Fair**/Poor

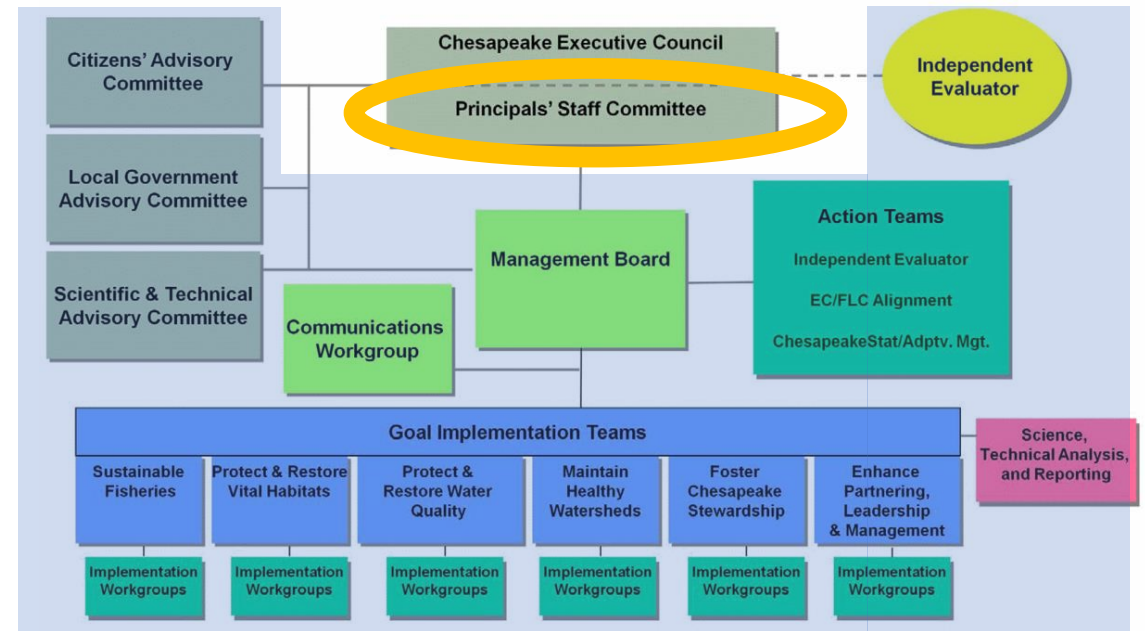


- Traditional capacity is highly stressed and declining
- ~20 years: Tidal data monitoring remains “marginal”
- Nontidal data collection “adequate” for the watershed load estimates, station losses ahead
- Flat funding ignores inflation/COLAs translating to station and data losses.
- Impending SAV program cost increases may challenge program after 2021

# Principal Staff Committee Request

- Provide information to improve CBP monitoring networks, including:
  - (1) Current status and threats to the networks,
  - (2) what is needed to improve the monitoring networks.
- STAR will Coordinate Response
  - Deliver by end of 2021
  - Work plan being developed

**CBP Organizational Structure and Leadership** 09-20-10



# Opportunities and Benefits of PSC request

- Over a decade since last CBP monitoring evaluation
- Address CBP Outcome: Standards Attainment and Monitoring Outcome
- Address selected monitoring needs of other CBP outcomes
- New technologies and innovation
- Identify priority improvements and gaps

*Through the 2014 Chesapeake Bay Watershed Agreement, the Chesapeake Bay Program has committed to...*



**Goal:** *Water Quality*

**Outcome:**


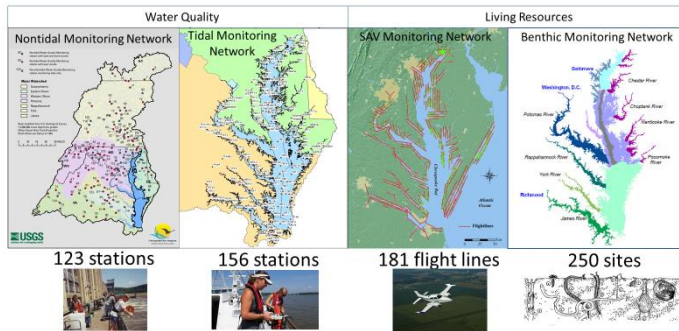
Continually improve the capacity to monitor and assess the effects of management actions being undertaken to implement the Bay TMDL and improve water quality. Use the monitoring results to report annually to the public on progress made in attaining established Bay water-quality standards and trends in reducing nutrients and sediment in the watershed.



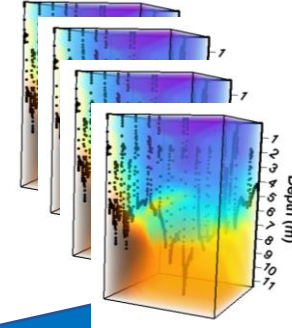
# We need to leverage successful research, adopt and adapt to address capacity shortfall

## Traditional networks

CBP Partnership Monitoring Networks: Annual Monitoring



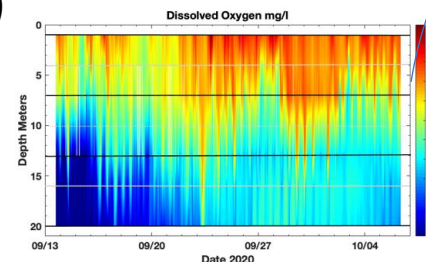
2. Adapt to baywide satellite-based data (SAV, Kd, CHLA)



4. Improve assessment tools (4D water quality estimator)

Monitoring and assessment capacity building beyond traditional monitoring

1. Apply Citizen-based observations (MOU 2018)



3. Innovate and adopt new WQ and living resource monitoring at needed data scales (CBT 2020 work, Bever et al. sampling design insights)

Expanded capacity

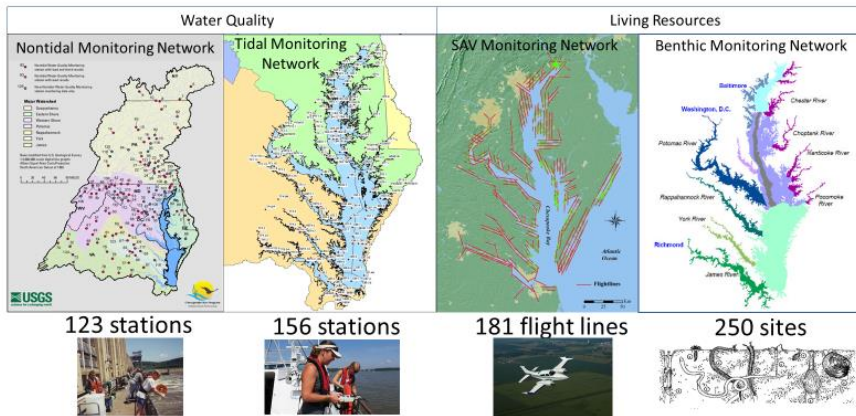
Expanded capacity

Full Water Quality Standards Attainment Assessment for Chesapeake Bay + CrossGIT Benefits

# Standards Attainment will be One Priority

## Traditional networks

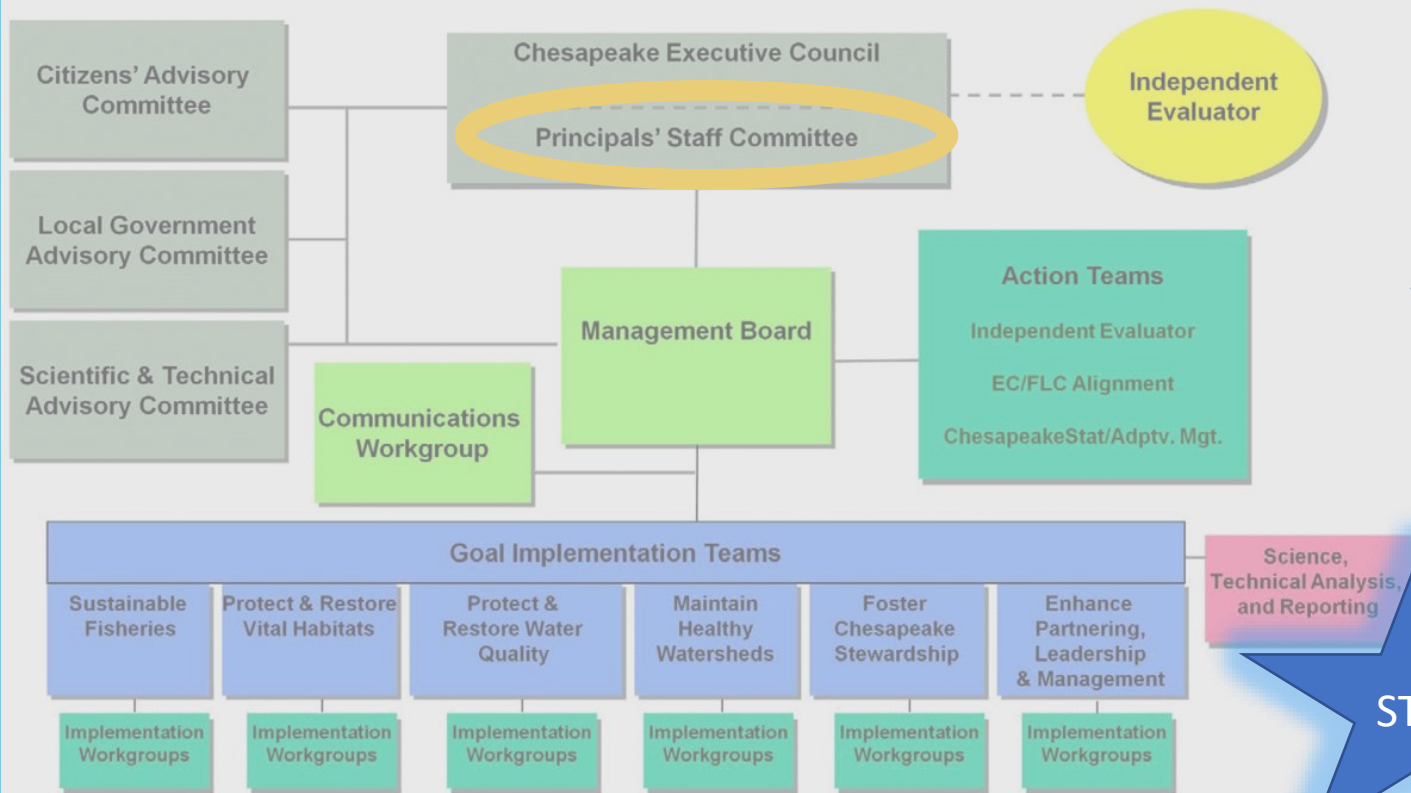
CBP Partnership Monitoring Networks: Annual Monitoring



- **Water quality standards** – **0 of 92** segments have ever been fully assessed with our existing investments in traditional monitoring and evaluation tools since the publishing of USEPA (2003) Chesapeake Bay criteria on dissolved oxygen, SAV/Water Clarity and Chlorophyll *a*.
- Fish Habitat improvement in resolution over the National Assessment applied to Chesapeake Bay.
- Downsizing of program elements
- Vulnerabilities within operation
- **We need to address capacity.**
- **We need to adapt our program.**

# Groups to provide network objectives, status, data needs, solutions on data needs to meet objectives

## CBP Organizational Structure and Leadership 09-20-10

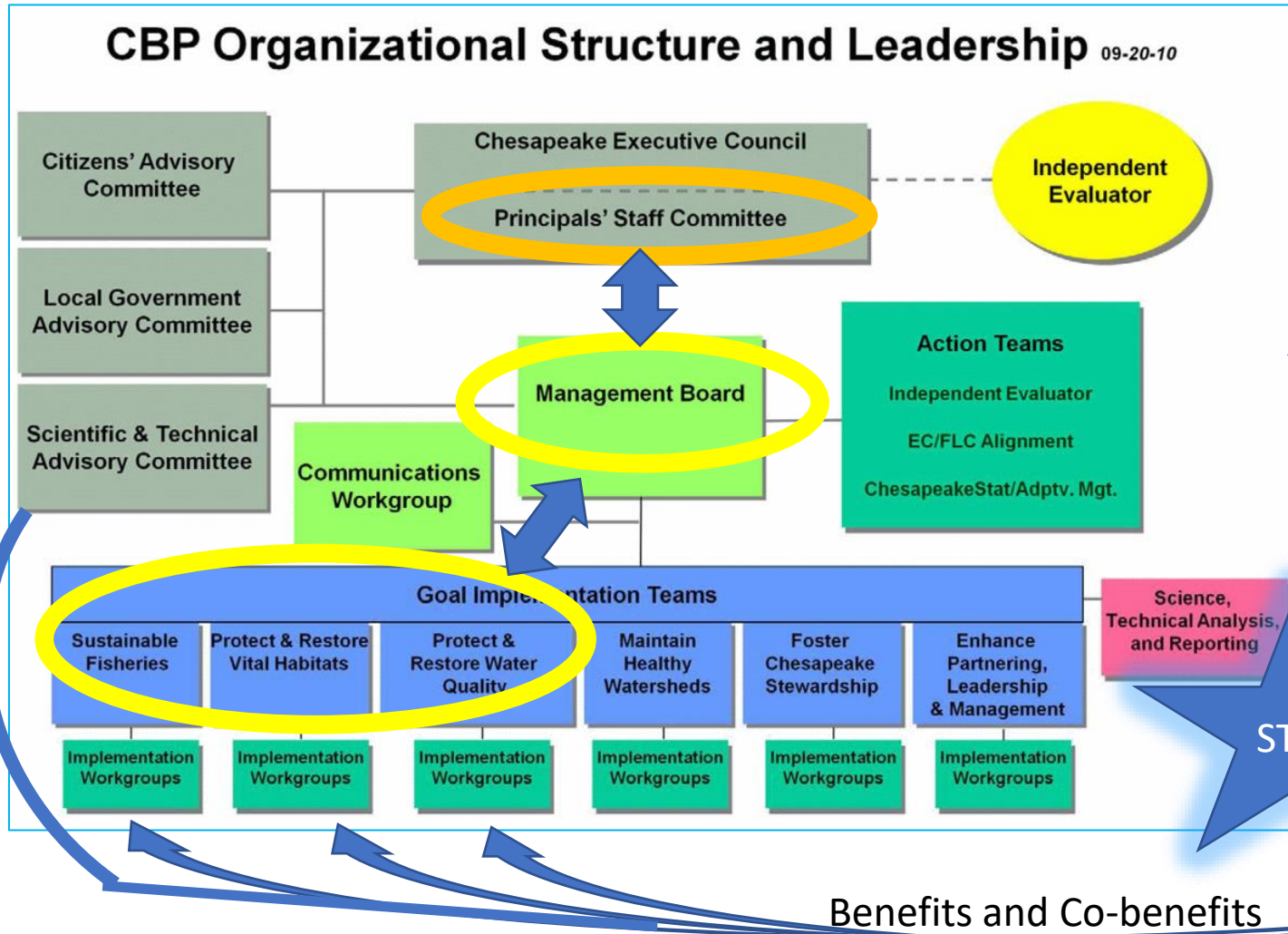


## Integrated Monitoring Networks WG

- **Nontidal Network**
  - **4D Interpolator Team (BORG)**
  - **Hypoxia Collaborative**
  - **Criteria Assessment Protocol WG**
  - **Citizen Science Program**
  - **Data Integrity WG**
- 
- **STAC Workshop (approved 3/2021) – Advanced Monitoring**
  - **SAV WG, FHT, Forage Team, Modeling WG, +**



# Addressing other CBP monitoring networks: STAR working with Goal Teams and MB



## Integrated Monitoring Networks WG


- Nontidal Network
- 4D Interpolator Team (BORG)
- Hypoxia Collaborative
- Criteria Assessment Protocol WG
- Citizen Science Program
- Data Integrity WG

- STAC Workshop (approved 3/2021) – Advanced Monitoring
- SAV WG, FHT, Forage Team, Modeling WG, more

# Next Steps

- Develop a work plan for PSC to endorse at their May 2021 meeting
- Have a different team to address the questions for each network (Spring-Summer)
- STAC workshop (fall, 2021?)
- Complete the effort by the end of 2021.

# Thank you and Discussion



## CBP Partnership Monitoring Networks: Annual Monitoring

